

FFP3 NR D DEFENCE MASK

USE INSTRUCTIONS

1. Failure to follow all instructions and limitations can seriously reduce the effectiveness of this respirator and could lead to illness, injury or death.
2. A properly selected respirator is essential. Before occupational use, the wearer must be trained by the employer in the correct use of the respirator in accordance with applicable safety and health standards.
3. This product does not supply oxygen. Use only in adequately ventilated areas containing sufficient oxygen to support life.
4. Discard the respirator and replace with a new one if:
 - a. excessive clogging of the respirator causes breathing difficulty;
 - b. the respirator becomes damaged.
5. Leave the contaminated area if dizziness, irritation or other Distress occurs.
6. Keep respirators in the display box away from direct sunlight until use.
7. User's must be fit tested prior to wearing this respirator either qualitatively or quantitatively according to 29CFR 1910.134.
8. Before wearing the mask respirator users must check whether there is crack or spot around the welding spot, if yes, the mask must be discarded at once and can not be used again.
9. Keep the unused respirators in their closed box and store in a dry non-contaminated area between +5°C and +38°C. Storage life is 3 years from date of manufacture.

USE LIMITATIONS

1. Do NOT use the respirator or enter or stay in a contaminated area under the following circumstances:
 - a. atmosphere contains less than 19.5% oxygen;
 - b. if you smell or taste contaminant;
 - c. for protection against gases or vapour;
 - d. contaminants or their concentrations are unknown or immediately dangerous to life or health;
 - e. concentrations of contaminants exceed maximum use concentrations in applicable OSHA standards or applicable government regulations or 50 times the PEL (Permissible Exposure Limit), whichever is lower;
 - f. for sandblasting, paint-spray operations and asbestos;
 - g. use in explosive atmospheres.
2. Do NOT modify or misuse the respirator.
3. Do NOT use the respirator with facial hair or any other conditions that may prevent a good face-seal.

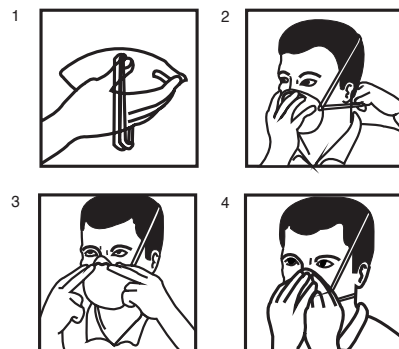
Warning:

This respirator helps protect against certain particulate contaminants but does not eliminate exposure to or the risk of contracting disease or infection. Misuse may result in sickness or death.













FITTING INSTRUCTIONS

1. Place fingers inside the respirator. Bend the nose clip around fingers to form nose shape.
2. Hold the respirator in position over the nose and mouth with the headstraps around the back of the hand. Pull lower strap over the head and fit around the back of the neck.
3. Pull the upper strap over the head positioning it just above the ears.
4. Using both hands, form the nose clip around the nose and shift the headstraps to ensure a positive face seal.
5. Seal check
 - To test the fit of a respirator without an exhalation valve, cup both hands over the respirator and exhale sharply.
 - To test the fit of a respirator with an exhalation valve, cup both hands over the mask and inhale sharply. A negative pressure should be detected inside the respirator.
 - If air flow is felt in the nose area, re-adjust/tighten the nose clip.
 - If air flow is felt around the edges of the respirator, re-position the respirator/headstrap to achieve a better fit.

6. Change the mask immediately if breathing becomes difficult or mask becomes damaged or distorted.
7. Change the respirator if a proper face seal can not be achieved.
8. Careful observance of these instructions is an important step in safe respirator use.



Index of Symbols

	Non sterile		Consult instructions for use
	Manufacturer		Date of manufacture
	Product code		Lot number
	Expiration date		Keep away from sunlight
	Humidity limit		Temperature limit
	Disposable device, do not re-use		Personal protective equipment compliant with EU regulation 2016/425