

ENGLISH

## SPLINTER TWEEZERS

All serious accidents concerning the medical device supplied by us must be reported to the manufacturer and competent authority of the member state where your registered office is located.

### Devices

Magnifying Glass Splinter Tweezers (Non Sterile, Stainless steel) to prevent infections.

### Description

The product is made in stainless steel and should be used only for its intended purpose mentioned in Technical file.

### Warnings

#### Never:

- Misuse instruments or overstrain joints or racks.
- Use of abrasives on instruments, will spoil the surface finish. This may later cause discoloration, rusting or pitting.
- Handle instruments by their tips. These should be cleaned by trained personnel only who will ensure the delicate working ends are adequately protected during storage or sterilization.
- Pack instruments with other, heavier instruments. Remember always - heavy instruments on the bottom and light instruments on the top.
- Use general-purpose oils for instruments; only water-soluble lubricants should be used.
- Leave instruments soaking longer than necessary in chemical sterilizing solutions. After they have been sterilized they should be washed thoroughly in warm water to remove all traces of the chemicals to prevent discoloration or pitting.
- Store damp instruments. They must be thoroughly dried first.

### Instructions

#### Always:

- Check all instructions for use and sterilization of new instruments. Unless otherwise directed they should be inspected, cleaned, rinsed and lubricated before being put into service.
- Lubricate after cleaning with a proprietary water-soluble instrument lubricant.
- Follow approved cleaning procedure of hospital.
- Do not use corrosive cleaning agents. We recommend cleaning solutions and rinses with pH 7.0.
- Do not use abrasive cleaners & brushes with hard bristles.
- Use distilled water for rinsing only. Water with chloride contents may damage or even destroy the instruments.
- Do not leave instruments in cleaning or disinfecting solutions for long terms (over night or weekend), the instruments can be destroyed.
- Ensure all instruments are only used for the purpose for which they were designed.
- Handle all instruments gently. Never overstrain, drop or misuse them.
- Check all instruments for damage after use.
- Ensure all instruments are thoroughly dried before being stored.
- Pack instruments carefully with the heavier ones lying on a piece of cloth or towel at the bottom.
- Check the hardness of the water used in the autoclave. Too hard water will leave a deposit on the instruments.
- If a water softener is used ensure it is at the manufacturers recommended level. Too much may cause discoloration or pitting.

### Cleaning and disinfection

Before preliminary cleaning, remove any dirt (remaining biological material like bone, tissue or dust, etc.) Using disposable hygienic wipes, paper towels or brushes with unnatural plastic fibers (e.g. nickel).

### Sterilization












Instruments must be sterilized by the moist heat sterilization method, applying a temperature of 134°C for 3 minutes 50 cycles.

### Disposal

No special decomposition or disposal required for Surgical Instruments as they don't contain any toxic or hazardous material; the material stainless steel is recyclable in ordinary steel manufacturing units.

### GIMA WARRANTY TERMS

The Gima 12-month standard B2B warranty applies.

|  |   |   |   |   |  |   |   |
|--|---|---|---|---|--|---|---|
|  | IT Codice prodotto <b>GB</b> Product code<br>PT Código produto <b>FR</b> Code produit<br>DE Erzeugniscode <b>ES</b> Código producto   |  | IT Fabbricante <b>GB</b> Manufacturer<br>PT Fabricante <b>FR</b> Fabricant<br>DE Hersteller <b>ES</b> Fabricante  |  | IT Non sterile <b>GB</b> Non-sterile <b>PT</b> Não estéril<br><b>FR</b> Pas stérile <b>DE</b> Nicht steril <b>ES</b> No estéril  |  | IT Dispositivo medico <b>GB</b> Medical Device<br>PT Dispositivo médico <b>FR</b> Dispositif médical<br>DE Medizinprodukt <b>ES</b> Producto sanitario  |
|  | IT Leggere le istruzioni per l'uso<br><b>GB</b> Consult instructions for use<br>PT Consulte as instruções de uso<br><b>FR</b> Consulter les instructions d'utilisation<br><b>DE</b> Gebrauchsanweisung beachten<br><b>ES</b> Consultar las instrucciones de uso   |  | IT Conservare al riparo dalla luce solare<br><b>GB</b> Keep away from sunlight<br>PT Guardar ao abrigo da luz solar<br><b>FR</b> À conserver à l'abri de la lumière du soleil<br><b>DE</b> Vor Sonneneinstrahlung geschützt lagern<br><b>ES</b> Conservar al amparo de la luz solar |  | IT Conservare in luogo fresco ed asciutto<br><b>GB</b> Keep in a cool, dry place<br>PT Armazenar em local fresco e seco<br><b>FR</b> À conserver dans un endroit frais et sec<br><b>DE</b> An einem kühlen und trockenen Ort lagern<br><b>ES</b> Conservar en un lugar fresco y seco |  | IT Attenzione: Leggere e seguire attentamente le istruzioni (avvertenze) per l'uso<br><b>GB</b> Caution: read instructions (warnings) carefully<br>PT Cuidado: leia as instruções (avisos) cuidadosamente<br><b>FR</b> Attention: lisez attentivement les instructions (avertissements)<br><b>DE</b> Achtung: Anweisungen (Warnungen) sorgfältig lesen<br><b>ES</b> Precaución: lea las instrucciones (advertencias) cuidadosamente |
|  | IT Dispositivo medico conforme al regolamento (UE) 2017/745<br><b>GB</b> Medical Device compliant with Regulation (EU) 2017/745<br>PT Dispositivo médico em conformidade com a regulamento (UE) 2017/745<br><b>FR</b> Dispositif médical conforme au règlement (UE) 2017/745<br><b>DE</b> Medizinprodukt im Sinne der Verordnung (EU) 2017/745<br><b>ES</b> Producto sanitario conforme con el reglamento (UE) 2017/745 |   |   |  | IT Numero di lotto<br><b>GB</b> Lot number<br>PT Número de lote<br><b>FR</b> Numéro de lot<br><b>DE</b> Chargennummer<br><b>ES</b> Número de lote  |  | IT Data di fabbricazione<br><b>GB</b> Date of manufacture<br>PT Data de fabrico<br><b>FR</b> Date de fabrication<br><b>DE</b> Herstellungsdatum<br><b>ES</b> Fecha de fabricación   |

**REF** 24391

 **Gima S.p.A.**  
Via Marconi, 1 - 20060 Gessate (MI) Italy  
gima@gimaitaly.com - export@gimaitaly.com  
[www.gimaitaly.com](http://www.gimaitaly.com)  
Made in Pakistan

