



# GIMA

PROFESSIONAL MEDICAL PRODUCTS

**BILANCIA QUADRANTE GRANDE GIMA ANALOGICA**  
**GIMA BIG DIAL ANALOGUE SCALE**  
**BALANCE ANALOGIQUE À LARGE CADRAN GIMA**  
**MECHANISCHE PERSONENWAAGE MIT GROSSANZEIGE GIMA**  
**BALANZA PANTALLA GRANDE GIMA ANALÓGICA**  
**BALANÇA ANALÓGICA GIMA COM MARCADOR GRANDE**  
**ΑΝΑΛΟΓΙΚΗ ΖΥΓΑΡΙΑ ΜΕΓΑΛΗ ΟΘΟΝΗ GIMA**  
**میزان بشاشة عرض كبيرة GIMA تناظرية**

**REF 5210 (GIMA 27239)**

Fabbricante / Manufacturer / Hersteller / Fabricant /  
Fabricante / Κατασκευαστής : ع ناصر ل  
**Momert Co.Ltd.**  
2400 Dunaújváros - HUNGARY, Papírgyári út 12-14  
Made in Hungary

Distribuito da/Distributed by/Distribué par/ Vertrieben von  
/Distribuido por/Distribuído por/ Διανέμεται από/ ع يزوت  
**Gima S.p.A.**  
Via Marconi, 1 - 20060 Gessate (MI) Italy  
gima@gimaitaly.com - export@gimaitaly.com  
[www.gimaitaly.com](http://www.gimaitaly.com)



## FEATURES

The GIMA big dial analogue scale is a device for measuring the weight of the human body. The wide measurement range makes it ideal for any kind of use.

### Technical Features

Maximum capacity: 160 kg

Graduation: 1 kg

**Accuracy: 0-50 kg  $\pm 1$  kg, 50-100 kg  $\pm 1,5$  kg, 100-160 kg  $\pm 2$  kg**

Dimensions: 320 x 70 x 430 mm

Weight of unit: 3 kg

Not certified product class III

## PRESCRIPTIONS



Do not use the equipment in case it is damaged. Apply to your retailer.

Avoid precarious repairs. Repairs shall be carried out with original spare parts only, which shall be installed according to the intended use.

Since the product is made of corrosion-proof materials suitable for the environmental conditions foreseen for its normal use, does not require special care, however it is necessary to store it in a closed place making sure that is protected from dust and dirt to assure its hygienic conditions. Moreover, it is recommended to store the product in a place which can be reached easily by the personnel in case of necessity.

## UNPACKING



Always remember that packing elements (paper, cellophane, stitches, adhesive tape, etc.) can cut and/or hurt if they are not carefully handled. They shall be removed with adequate means and shall not be left at the mercy of irresponsible persons; the same is valid for tools used to remove packages (scissors, knives, etc.).

After opening the packages, first of all it is necessary to check all pieces and parts composing the product. Check that they are all present and in perfect conditions.

## OPERATION

- Position the scale on the floor in a stable position (ex.: not on a rug)
- Verify that the pointer is set to zero
- Put and remove a weight from the scale a few times and verify that the pointer returns to its position exactly on the zero, if necessary reposition the pointer using the adjustment wheel.
- Step onto the scale and verify that both feet are positioned in a manner that will distribute your weight evenly over the entire scale platform, read weight.
- Try to stand as still as possible for a precise measurement
- To obtain valid results for statistical purposes, weigh yourself every day possibly at the same time. It is best to weigh yourself without clothes and in the morning as soon as you wake up.



**Caution:** the scale can hold a maximum weight of 160 kg, do not overload the scale or it could get damaged!

## IMPORTANT SAFETY INSTRUCTIONS







- This appliance is not intended for use by persons (including children) with reduced physical, sensory or mental capabilities, or lack of experience and knowledge, unless they have been given supervision or instruction concerning use of the appliance by a person responsible for their safety. Children should be supervised to ensure that they do not play with the appliance
- Use the product only for the intended purpose specified on the present manual.
- The unit is suitable for domestic use only. It is not designed for commercial operation.
- The product is a fragile measuring device. Prevent it from crashing or falling.

## CLEANING AND MAINTENANCE

The device was designed to last a lifetime. The surface of the unit may only be cleaned using a wet cloth. Do not use any detergents or hard objects as they may damage the units' surface! Never clean the unit under running water, do not rinse it, and do not submerge in water!

## GIMA WARRANTY TERMS

The Gima 12-month standard B2B warranty applies.

<b>Simboli - Symbols - Symboles - Symbole - Simbolos - Símbolos - Συμβολα - حرف</b>	
	<p><b>IT</b> Codice prodotto <b>GB</b> Product code <b>FR</b> Code produit <b>DE</b> Erzeugniscode  <b>ES</b> Código producto <b>PT</b> Código produto <b>GR</b> Κωδικός προϊόντος</p> <p style="text-align: right;"><b>SA</b> كود المنتج</p>
	<p><b>IT</b> Numero di lotto <b>GB</b> Lot number <b>FR</b> Numéro de lot <b>DE</b> Chargennummer  <b>ES</b> Número de lote <b>PT</b> Número de lote <b>GR</b> Αριθμός παρτίδας</p> <p style="text-align: right;"><b>SA</b> رقم الدفعة</p>
	<p><b>IT</b> Conservare in luogo fresco ed asciutto <b>GB</b> Keep in a cool, dry place  <b>FR</b> À conserver dans un endroit frais et sec <b>ES</b> Conservar en un lugar fresco y seco  <b>DE</b> An einem kühlen und trockenen Ort lagern <b>PT</b> Armazenar em local fresco e seco  <b>GR</b> Διατηρείται σε δροσερό και στεγνό περιβάλλον</p> <p style="text-align: right;"><b>SA</b> يحفظ في مكان بارد وجاف</p>
	<p><b>IT</b> Conservare al riparo dalla luce solare <b>GB</b> Keep away from sunlight  <b>FR</b> À conserver à l'abri de la lumière du soleil <b>DE</b> Vor Sonneneinstrahlung geschützt lagern  <b>ES</b> Conservar al amparo de la luz solar <b>PT</b> Guardar ao abrigo da luz solar  <b>GR</b> Κρατήστε το μακριά από ηλιακή ακτινοβολία</p> <p style="text-align: right;"><b>SA</b> يحفظ بعيدا عن أشعة الشمس</p>
	<p><b>IT</b> Leggere le istruzioni per l'uso <b>GB</b> Consult instructions for use  <b>FR</b> Consulter les instructions d'utilisation <b>DE</b> Gebrauchsanweisung beachten  <b>ES</b> Consultar las instrucciones de uso <b>PT</b> Consulte as instruções de uso  <b>GR</b> Διαβάστε προσεκτικά τις οδηγίες χρήσης</p> <p style="text-align: right;"><b>SA</b> اقرأ بدقة وحرص تعليمات الاستخدام</p>
	<p><b>IT</b> Attenzione: Leggere e seguire attentamente le istruzioni (avvertenze) per l'uso  <b>GB</b> Caution: read instructions (warnings) carefully  <b>FR</b> Attention: lisez attentivement les instructions (avertissements)  <b>DE</b> Achtung: Anweisungen (Warnungen) sorgfältig lesen  <b>ES</b> Precaución: lea las instrucciones (advertencias) cuidadosamente  <b>PT</b> Cuidado: leia as instruções (avisos) cuidadosamente  <b>GR</b> Προσοχή: διαβάστε προσεκτικά τις οδηγίες (ενστάσεις)</p> <p style="text-align: right;"><b>SA</b> الحذر: قراءة التعليمات (التحذيرات) بعناية</p>