

BILANCIA IN PLASTICA ULTRASOTTILE
ULTRA SLIM PLASTIC BODY SCALE
BALANCE EN PLASTIQUE ULTRA MINCE
ULTRADÜNNE PERSONENWAAGE
BÁSCULA DE PLÁSTICO ULTRA FINA
BALANÇA DE PLÁSTICO SUPER FINA
ΠΛΑΣΤΙΚΗ ΖΥΓΑΡΙΑ ΕΞΑΙΡΕΤΙΚΑ ΛΕΠΤΗ
WAGA PLASTIKOWA ULTRACIENKA

ميزان من البلاستيك رقيق جدا

MANUALE D'USO E MANUTENZIONE
USE AND MAINTENANCE BOOK
INSTRUCTIONS DE FONCTIONNEMENT ET ENTRETIEN
BETRIEBS UND WARTUNGS ANWEISUNGEN
MANUAL DE USO Y MANTENIMIENTO
MANUAL DE USO E MANUTENÇÃO
ΕΓΧΕΙΡΙΔΙΟ ΧΡΗΣΗΣ ΚΑΙ ΣΥΝΤΗΡΗΣΗΣ
PODRĘCZNIK EKSPLOATACJI I KONSERWACJI
دليل الإستعمال والرعاية

ATTENZIONE: Gli operatori devono leggere e capire completamente questo manuale prima di utilizzare il prodotto.

ATTENTION: The operators must carefully read and completely understand the present manual before using the product.

AVIS: Les opérateurs doivent lire et bien comprendre ce manuel avant d'utiliser le produit.

ACHTUNG: Die Bediener müssen vorher dieses Handbuch gelesen und verstanden haben, bevor sie das Produkt benutzen.

ATENCIÓN: Los operadores tienen que leer y entender completamente este manual antes de utilizar el producto.

ATENÇÃO: Os operadores devem ler e entender completamente este manual antes de usar o produto.

ΠΡΟΣΟΧΗ: Οι χειριστές αυτού του προϊόντος πρέπει να διαβάσουν και να καταλάβουν πλήρως τις οδηγίες του εγχειριδίου πριν από την χρήση του.

UWAGA: przed rozpoczęciem użytkowania wyrobu operatorzy muszą przeczytać podręcznik i upewnić się, iż wszystko to, co jest w nim napisane jest dla nich jasne i zrozumiałe

الحذر: على العمال قراءة وفهم هذا الدليل بكامله قبل البدء باستعمال المنتج.



REF 27262



Teme l'umidità
Keep away from humidity



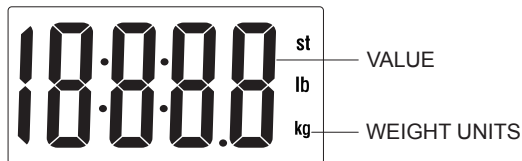
Conservare al riparo della luce solare diretta
Protect against direct sunlight



Fabbricante
Manufacturer

Gima S.p.A. - Via Marconi, 1 - 20060 Gessate (MI) Italy
Made in P.R.C.

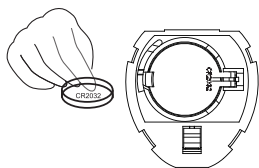
LCD FULL DISPLAY



FEATURES & SPECIFICATION

- Auto ON
- Extra Large LCD: 74×38mm
- Weight Units:kg,lb,st:lb
- Capacity: 150kg/330lb/23st:8lb
- Graduation: 0.1kg/0.2lb/0.2lb(1lb,≥20st)
- Overload indication: “ — — — — ”
- Low battery indication “Lo”
- Battery: 1 x CR2032

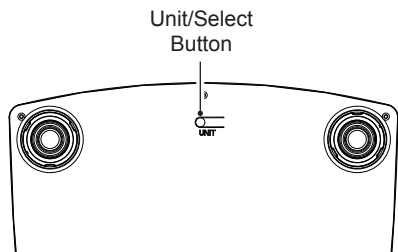
TO CHANGE BATTERY



- Ensure +/- terminals are correct.
- Use proper tool to help release the battery from the compartment if necessary.

Please remove the insulating strip before using.

FUNCTION KEYS



OPERATION INSTRUCTIONS

- 1) Press **UNIT** key to switch on and select unit.
- 2) Place the scale on the solid and flat ground, let the scale turn off automatically.
- 3) User stands on the platform of scale directly, it will flicker and lock on the LCD after the weight steady, then turn off automatically after 10 seconds.
- 4) If without any operation, it'll turn off automatically
- 5) If you don't use it, please lay it flatly, then do not put any item on the scale.



Kindly reminder:

- *Don't use scale on the carpet*
- *In order to ensure weighing accurately, when you move the scale, please first turn on(or tap on) and wait for turning off, then , you can stand on the platform again and measure your weight . Otherwise ,it will add scale own weight.*



Disposal: *The product must not be disposed of along with other domestic waste. The users must dispose of this equipment by bringing it to a specific recycling point for electric and electronic equipment.*

For further information on recycling points contact the local authorities, the local recycling center or the shop where the product was purchased. If the equipment is not disposed of correctly, fines or penalties may be applied in accordance with the national legislation and regulations.

GIMA WARRANTY CONDITIONS

Congratulations for purchasing a GIMA product.

This product meets high qualitative standards both as regards the material and the production. The warranty is valid for 12 months from the date of supply of GIMA.

During the period of validity of the warranty, GIMA will repair and/or replace free of charge all the defected parts due to production reasons. Labor costs and personnel traveling expenses and packaging not included.

All components subject to wear are not included in the warranty.

The repair or replacement performed during the warranty period shall not extend the warranty.

The warranty is void in the following cases: repairs performed by unauthorized personnel or with non-original spare parts, defects caused by negligence or incorrect use.

GIMA cannot be held responsible for malfunctioning on electronic devices or software due to outside agents such as: voltage changes, electro-magnetic fields, radio interferences, etc.

The warranty is void if the above regulations are not observed and if the serial code (if available) has been removed, cancelled or changed.

The defected products must be returned only to the dealer the product was purchased from. Products sent to GIMA will be rejected.