

**BILANCIA PESANEONATI A SCORRIMENTO MECCANICO
MECHANICAL SLIDING WEIGHT BABY SCALES
PÈSE-BÉBÉS MÉCANIQUES À POIDS COULISSANTS
BALANZA PESABEBÉS MECÁNICA DESLIZANTE
BALANÇAS DE BEBÉ MECÂNICA COM PESOS DESLIZANTES
MECHANISCHE SÄUGLINGSWAAGEN MIT LAUFGEWICHTEN
CÂNTAR MECANIC PENTRU COPII CU MECANISM GLISANT
ΜΗΧΑΝΙΚΗ ΒΡΕΦΙΚΗ ΖΥΓΑΡΙΑ**

Manuale d'uso - User manual - Mode d'emploi - Manual de instrucciones - Manual de Operação - Bedienungsanleitung
- Manual de utilizare - Εγχειρίδιο Χρήσης

Gima 27300

Fabbricante, Manufacturer, Fabricant, Fabricante, Hersteller, Producător, Παραγωγός:
VuXi Veigher Factory Co., Ltd.
Majiagiao, Guangfeng, Guangyi - 214011
Wuxi City, Jiangsu – People's Republic of China
Made in China

REF RGT-20A

Importato e distribuito da/Imported and distributed by/Importé et distribué par/Importado y distribuido por Importado e distribuído por/Importiert und vertrieben von/Importat și distribuit de/Εισαγωγή και διανομή από:

Gima S.p.A.

Via Marconi, 1 - 20060 Gessate (MI) Italy
gima@gimaitaly.com - export@gimaitaly.com
www.gimaitaly.com



Your **Mechanical Sliding Weight Baby Scale** is a quality product and can be also used in fields in which no approved scales are required. The scale is for determining the weight of a baby. Only a trained person will be archive the best result out of the weighing process. Make sure that the scale is placed on a safe and sufficient big underground.

The baby must be observed at any time while lying in the tray. The scale is a precision instrument and must be treated accordingly. Therefore kindly read and follow the Operating Manual in all respects.

• Specifications

Model	RGT-20A
Max.	20 kg
Division	10 g
Size of the tray	57X30 (LXW) cm
Overall dimension	57X33X28 (LXW XH) cm
Deadweight	6.5 kg

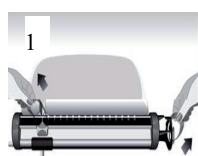
• Installation and Use of the Scale

Check carton contents

- Baby tray
- Scale platform incl. 2 fixing screws for attachment of the baby tray
- Operating Manual


Assembling

Remove weighing platform and baby tray from carton and keep packaging for an eventual resend



Pictogram 1: Remove transport security of sliding weights and sliding weight bar.

The sliding weights as well as sliding weight bar are secured for transport. Remove the fixing material carefully. Make sure the sliding weight bar remains arrested.



Pictogram 2: Mounting the Baby Tray.

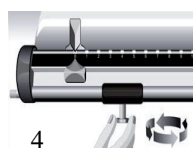
Loosen the 2 fixing screws from the base of the scale by using a screw driver or a coin. Place the baby tray on the base place the screws in the 2 holes and tighten them firmly again.

Now release the sliding weight bar.



Pictogram 3: Approximate taring.

Place the scale at its working area and make sure the ground surface is even. In order to get the most accurate reading a proper zero setting is absolutely necessary. To do this adjust both sliding weights to ZERO



Pictogram 4: To do this, use the tare weight.

By undoing the knurled nut the tare weight can be easily pushed gently to either side on the bar until hand and counter-hand do quite accurately line up. Make sure to fix the knurled nut again. The tare weight is also used to tare off the weight of objects on the tray (e.g. a cloth).



Fine adjustment

Pictogram 5: shows the position of the fine taring screw.

Turn it either to the right or left side and Stop doing so subject to hand and counter-hand line up 100%.

Attention:

A periodically zero setting according to the previous instructions should be done. This applies especially if the scale is used in a different place, on a different surface.

Weighing

- After approximate taring and fine adjustment are done successfully the weight of the baby may be taken.
- Place the baby on the tray.
- Slide the large sliding weight along to the weight of the infant.
- Using the small sliding weight you may easily determine the exact weight by sliding it along until hand and counter-hand fully line up.
- The accurate weight of the baby is the addition of the two weight results (bigger and smaller sliding weight).

• Quality check

The products correspond to the applicable EC Directives and European standards to manufacture and distribute world-wide weighing and measuring equipment as per the latest technical standard offering a long lifetime and continuous reliability. The products correspond to the applicable EC Directives and European standards to manufacture and distribute world-wide as per the latest technical standards ensuring a long life time and continuous reliability.

• Cleaning, Maintenance and Re-approval

Security

- Your baby scale is a precision instrument. Handle with care.
- Do not drop, jump on or let heavy objects fall onto it.
- When using the scale always precisely respect the rules and advices of this Operating Manual.
- Make sure no fluids are penetrating the scale.

Cleaning

For cleaning just use a damp cloth or common disinfection fluids. Do not use any aggressive cleaning fluids.

Storage and Transport

Keep all original parts and pieces for an eventual sending back of the scale in order to avoid any possible damage during transport which automatically leads to no warranty.

GIMA WARRANTY TERMS

The Gima 12-month standard B2B warranty applies.