



GIMA

PROFESSIONAL MEDICAL PRODUCTS

BILANCIA SIRIO con altimetro - 150 KG

SIRIO SCALE with height meter - 150 KG

Modello/Model:ZT-150A (GIMA 27305)

Fabbricante/Manufacturer/

Wuxi Weigher Factory Co., Ltd.

Majiaqiao, Guangfeng, Guangyi – 214011 Wuxi, Jiangsu

PEOPLE'S REPUBLIC OF CHINA - scale8@aliyun.com

Made in China

Importato da/Imported by/

Gima S.p.A.

Via Marconi, 1 - 20060 Gessate (Mi) – Italy

gima@gimaitaly.com - export@gimaitaly.com

www.gimaitaly.com



SPECIFICATIONS

Type	ZT-150A
Max.	150 kg
Division	0.5 kg
Height Measuring Division	85-210 cm
Height Measuring Division	0.1 cm
Plate Dimensions	370 x 270 mm (LXW)
Overall Dimensions	680 x 275 x 1080 mm (LXW XH)
Net Weight	13 kg

INSTALLATION

UNPACKING: Always remember that packing elements (paper, cellophane, stitches, adhesive tape, etc.) can cut and/or hurt if they are not carefully handled. They shall be removed with adequate means and shall not be left at the mercy of irresponsible persons; the same is valid for tools used to remove packages (scissors, knives, etc.)

- To link the weighing head with the three M6 nuts and 06 washers. (Fig.1)
- To clasp the knife of the lever head with the load-carrying hood. (Fig.2)

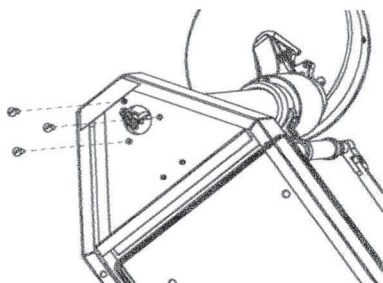


Fig. 1

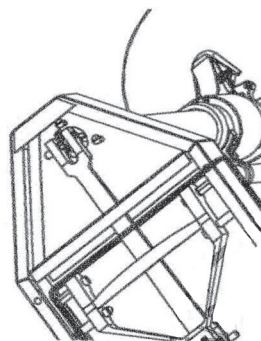


Fig. 2

OPERATION

The scale should be checked periodically, particularly when moved, by following the instructions below:

- Make certain scale is on a hard, level surface. Step on and off scale a few times in order to align all internal parts.

Zero Adjustment

The indicator should point at the "0" position. If there is any deviation, adjust the indicator by turning the screw under the dial (Fig.3)



Fig. 3

WEIGHING OPERATION

This weighing machine is well constructed with great precision and high sensitivity. Its load-carrying installation consists of lever mechanism, knife edges and bearings, and platform, giving stability, accuracy and durability. This platform is covered with plastic sheet to prevent slipping and to offer shockproof to the internal mechanism. A self indicating dial is equipped for easy reading, showing accurate weight both in Metric and in British systems by an indicator which is connected with the lever mechanism by means for gears and coiled spring.

MEASURING HEIGHT OPERATION

Measuring over 850 mm (2' 9 1/2") and under 1408mm (4'77/16).

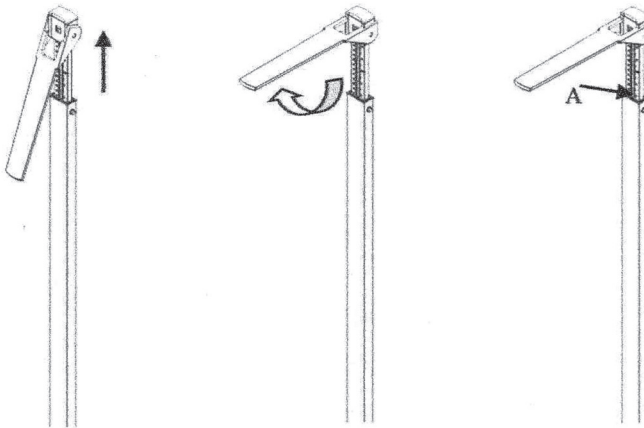


Fig. 4

1. Pull out inner rod
2. Position the plate to a horizontal position.

3. Measured result can be read at (A)

Measuring over 1408mm (4'77/16"):

4. Pull out inner rod and middle rod,
Measured result can be read at (B).



Fig. 5

GIMA WARRANTY TERMS

The Gima 12-month standard B2B warranty applies.