

8352 "Multina Comfort"

BABYWAAGE | BABYSCALE |
PÈSE-BÉBÉ | BÁSCULA PARA BEBÉS |
BILANCIA PER BÈBE



DE	Gebrauchsanweisung	03
GB	User Manual	11
FR	Mode d'emploi	19
ES	Instrucciones de uso	27
IT	Norme per l'uso	35

8352 BABY SCALE "MULTINA COMFORT"

Thank you for choosing this Soehnle Professional product. This product is equipped with all features of the very latest technology and is optimised to make operation as simple as possible. If you have any questions, or if there is a problem with the equipment that cannot be resolved with this user manual, please contact your dealer or service partner, or visit our website at www.soehnle-professional.com.

1. SCOPE OF DELIVERY

S 8352.01.001	Baby scale "Multina Comfort"
S 5020.01.001	Baby tray
S 5910.37.001	9V battery
S 470.065.308	User manual

Optional available:

S 5005.11.001	Baby length rod (accessory)
----------------------	-----------------------------


2. FUNCTIONS

2.1 Mounting the scale and start-up

Set up the scale on place of use and ensure that it is placed horizontal on a solid, level ground.

Start-up:

Connect 9V Monobloc battery in the battery compartment on the base plate.



Caution:

An important feature of these weighing scales is the so called "hold" function which is active as of a weight value of 2 kg. Once the display has settled after being loaded, the value is fixed in the display making it easy to read off. This value is updated every 10 seconds.



2.2 Switching on

Press once the ON / OFF / TARA button. Initially a test display "88.8.8.8" appears - followed by "0.00"



The baby scale is now ready for operation.

2.3 Weighing

Place the child carefully on the baby scale. The weight appears automatically after the scale is loaded.

2.4 Taring

Taring is possible at any time by simply pressing the ON / OFF / TARA button.

Through pressing the ON / OFF / TARA button the scale can be tarred out. Place towels or other coatings on the scale and press the ON / OFF / TARA button. The display goes back to Zero and the scale is ready for use. The taring can be done over the entire weight range.

2.5 Total weight display

Tare the weighing scale. Remove baby. Total weight is displayed with negative sign.

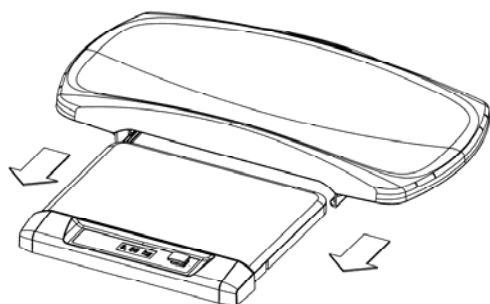
2.6 Switching Units

The weighing scales can display weight in kg or lb. Please use the switch on the bottom of the scale in order to switch the weight units.

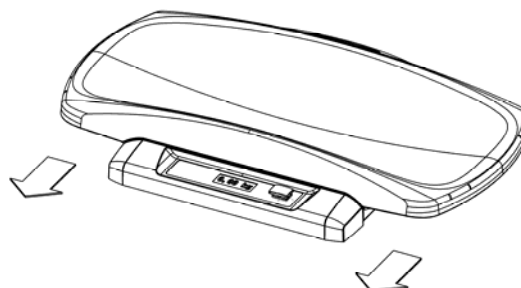
2.7 Fitting the baby tray

Place baby tray on guide rails and slide into position.

1.)



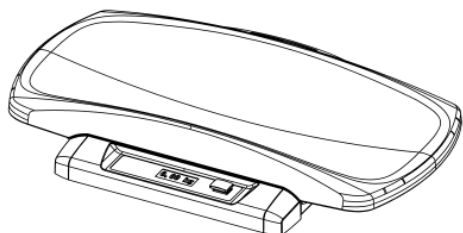
2.)



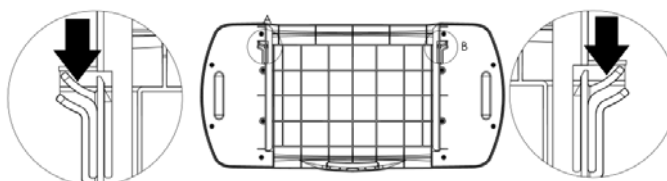
2.8 Removal of the baby tray

In order to remove the baby tray, access on both sides under the scale. Loosen locking hook by squeezing, then slide tray in the opposite direction. Remove baby tray of scale.

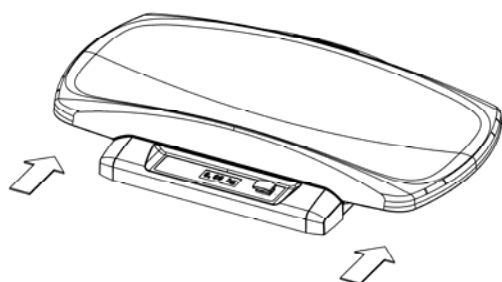
1.)



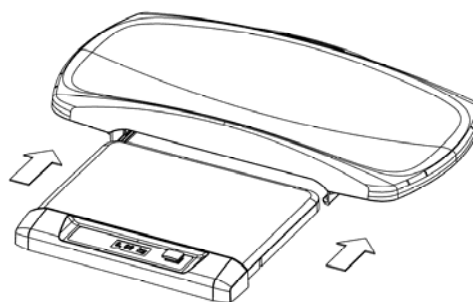
2.)



3.)



4.)



2.9 Switch Off


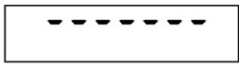

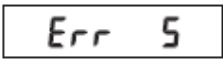
Switch off the baby scale by pressing ON / OFF / TARA button at display "0.00" or automatically after 2 minutes.

2.10 Replace battery

It can be zinc-/coal- and alkaline/manganese batteries and nickel-cadmium and nickel-metal-hydride rechargeable batteries.

In order to change the battery, open the battery compartment on the underside of the baby scale.

3. FAULTS – CAUSES AND REMEDIES

DISPLAY	CAUSES	REMEDY
	Underload: only dashes appear at the bottom of the display field.	Switch the scale off and on again. If the error occurs again, please contact your service partner.
	Overload: only dashes appear at the top of the display field. Maximum weighing range is exceeded.	Unload the scale, or switch them off and on again. Check the maximum weighing range.
	The battery is empty.	Replace the battery.
	No standstill of scale.	Check the surface and the leveling of the weighing platform. Check the scale on a force shunt. If the error message after the realignment persists, contact your service provider.

If the fault cannot be cleared, or other error messages appear, please contact your service partner.



4. GENERAL INFORMATION

4.1 Technical data

Max. capacity:	20 kg
Min. capacity:	2 kg
Division:	10 g
Protection class:	IP 22
Operating temperature:	+ 10 °C to + 40 °C
Storage temperature:	- 30 °C to + 70 °C
Battery operation:	1 x 9V battery

4.2 Intended use

The device is used to weigh babies and infants and may only be used for this purpose. Any other use is prohibited. It meets the applicable requirements of the EC directive 2014/35/EU and is suppressed against interference according to the EC directive 2014/30/EU.

This user manual is part of the device. Strict adherence to these instructions is a precondition for the proper use and correct operation of the device.

Soehnle Professional only accepts the responsibility for the safety of the device, if the instructions are followed and the device will be operated in accordance with the user manual. The user has to check the safety function and the condition of the appliance before using the device. The operator must be familiar with the operation of the device. The device is not intended for potentially explosive areas. Explosive danger areas may result from the use of flammable anaesthetics, skin cleansing and skin disinfectant.

This equipment is a measuring instrument. Air draught, vibrations, rapid temperature changes and direct sunlight may affect the weight results. The scale conforms to protection class IP22. Avoid high levels of air humidity, steam, aggressive fluids and heavy soiling.



Improper installation will invalidate the warranty. The electrical connection conditions must be consistent with the values printed on the power supply unit. The equipment is designed to be used indoors. Note the permitted ambient temperatures for operation (see 4.1. Technical data). This equipment meets the requirements for electromagnetic compatibility. Do not exceed the maximum values specified in the standards. If the device is used properly, there is no risk for other equipment being affected by this product. If you have any problems, please contact your service partner.

Warning: This equipment must not be modified without the manufacturer's permission. If the scale will be modified, suitable tests and inspections must be performed to ensure that it can still be used safely.

4.3 Cleaning

All you need to clean the equipment is a damp cloth and a commercially available cleaning agent. Do not use abrasive cleaning agents, which can damage the glass surface.

The following disinfectants are allowed:

Methylated spirits; Isopropanol; 2% Kohrsolin; 1% aqueous Sokrena solution; 5% Sagrotan; 5% Gigasept. Do not spray the equipment.

4.4 Maintenance and service

If the device does not work as intended, there is a suspicion of damage. In this case the device must be supplied necessarily to a service station authorized from Soehnle Professional. For a repair by an authorized service station only original spare parts must be used. These original parts are described in the service documentation with different order numbers.



4.5 Warranty / Liability

If a defect attributable to the manufacturer is found in the supplied goods, the manufacturer will be entitled to choose either to rectify the defect or to provide a replacement. Replaced parts become property of the manufacturer. If the defect cannot be rectified or the supply of a replacement is unsuccessful, the statutory regulations will apply.

The warranty covers a period of **2 years** starting from the date of purchase. **Please keep your invoice as proof of purchase.** If your equipment needs servicing, please contact your dealer or the manufacturer's Customer Service.

In particular, liability will not be accepted for any damage resulting from any of the following: Unsuitable, improper storage or use, faulty assembly or start-up by the customer or a third party, natural wear and tear, modifications or tampering, faulty or careless handling, particularly excessive load, chemical/electrochemical/electrical influences or dampness, if these cannot be attributed to the manufacturer. The warranty overall correct function of the equipment will be reserved, if operating, climatic or other influences cause a substantial change in the conditions or the state of the material.

Wear parts are covered by a 6 month warranty.

Please keep the original packaging in case a return shipment is necessary.

4.6 Disposal of batteries



Batteries that contain hazardous substances are identified by a **symbol showing a crossed out waste bin and should not be disposed of as normal household waste.** As a consumer, you are required by law to return used batteries. Old batteries can be handed in as special waste at the public recycling points in your borough, or in shops in which batteries of similar kinds are sold. These symbols are found on batteries containing hazardous substances: Pb = battery contains lead, Cd = battery contains cadmium, Hg = battery contains mercury.

4.7 Disposal of scale

According to the current state of knowledge, this equipment does not contain any substances that are particularly harmful for the environment. It must not be treated as normal waste, but must be taken to a collection point where electric and electronic devices are recycled. You can obtain further information from your municipal authorities, local waste disposal services, or the company from which this product was purchased.



4.8 Explanation of the symbols on the packaging



Attention breakable



Respect the position direction during the transport



Protect from humidity and moisture



Comply with storage temperature

5. WARNINGS

- › In the event of a malfunction, please contact your dealer or the manufacturer. Unauthorised modifications or repairs can damage your scale and will cause the manufacturer's warranty to become void.
- › Display units should be protected from moisture. Liquids (e.g. water) can damage the display unit. Use a dry cloth, e.g. a towel, to wipe the display.
- › If you are not using the scale for long periods, please remove the batteries.
- › Avoid stacking any materials or placing any weights on top of the scale. This can damage the scale.
- › Place the scale on a solid, stable and level surface: this will ensure that measurements are accurate. Accuracy is affected, if the scale is tilted or placed on a carpeted floor.
- › Only use the original equipment. The use of other brands can cause damage to the display.

Soehnle Industrial Solutions GmbH

Gaildorfer Straße 6
DE-71522 Backnang

Telefono: +49 71 91 / 34 53 - 220

Telefax: +49 71 91 / 34 53 - 211

info@soehnle-professional.com

www.soehnle-professional.com

470.065.308

Version 1.1

07/2016 | Technische Änderungen vorbehalten.