

CALIBRO PER NEONATI
BABY MEASURING ROD WITH CALIPERS
JAUGE POUR BÉBÉ
CALIBRE PARA BEBÉS
MEDIDOR PARA RECÉM-NASCIDOS
MESSSCHIEBER FÜR NEUGEBORENE
PEDIOMETRU TIP RIGLĂ PENTRU NOU-NĂSCUȚI
KROPPSMÄTARE FÖR SPÄDBARN
SUWMIARKA DLA NOWORODKÓW
ΒΡΕΦΙΚΗ ΡΑΒΔΟΣ ΜΕΤΡΗΣΗΣ

Manuale utente - User manual - Mode d'emploi - Manual de uso - Manual do utilizador - Benutzerhandbuch -
Manual de utilizare și întreținere - Instruktioner för användning och underhåll
Instrukcja użytkownika - Εγχειρίδιο χρήσης και συντήρησης

ATTENZIONE: Gli operatori devono leggere e capire completamente questo manuale prima di utilizzare il prodotto.

ATTENTION: The operators must carefully read and completely understand the present manual before using the product.

AVIS: Les opérateurs doivent lire et bien comprendre ce manuel avant d'utiliser le produit.

ATENCIÓN: Los operadores tienen que leer y entender completamente este manual antes de utilizar el producto.

CUIDADO: Os operadores devem ler e compreender este manual completamente antes de usar o produto.

VORSICHT: Bediener müssen dieses Handbuch vollständig lesen und verstehen, bevor sie das Produkt verwenden.

ATENȚIE: Operatorii trebuie să citească și să înțeleagă complet acest manual înainte de a utiliza produsul.

FÖRSIKTIGHET: Operatörer måste läsa och förstå denna manual helt innan de använder produkten.

UWAGA: Operatorzy muszą w całości przeczytać i zrozumieć niniejszą instrukcję przed użyciem produktu.

ΠΡΟΣΟΧΗ: Οι χειριστές πρέπει να διαβάσουν και να κατανοήσουν πλήρως αυτό το εγχειρίδιο πριν από τη χρήση του προϊόντος.

GIMA 27326



Metrica S.p.A.,
Via A. Grandi 18, 20097
San Donato Milanese (MI) - Italy
Made in Italy



10455

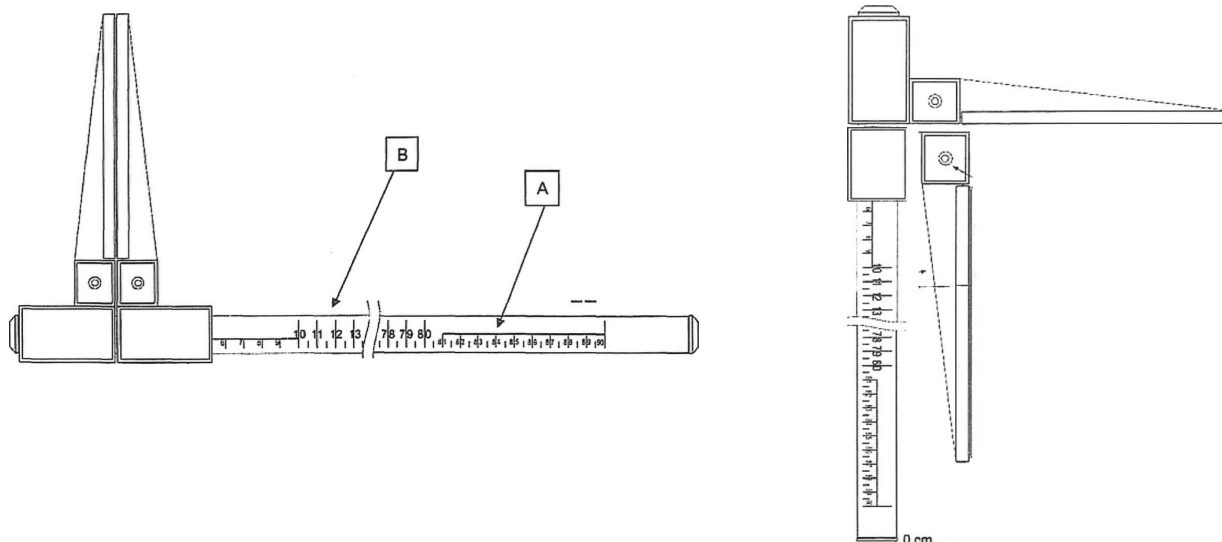


Gima S.p.A.
Via Marconi, 1 - 20060 Gessate (MI) Italy
gima@gimaitaly.com - export@gimaitaly.com
www.gimaitaly.com



0425





ENGLISH

FOREWORD

The purpose of this manual is to provide the Customer with all possible information on the BABY MEASURING ROD WITH CALIPERS, as well as the use and maintenance instructions to help maintain the performance and efficiency of the BABY MEASURING ROD WITH CALIPERS over time.

The user manual must be kept in good condition and stored in a place where it is accessible for quick reference.

INTENDED USE

The BABY MEASURING ROD WITH CALIPERS is an instrument used to measure in cm, with an accuracy of ± 1 cm, the length of a baby's body, or parts of its body.

INSTRUCTIONS FOR USE

Bring the two jaws close to the part of the body to be measured and read the value indicated by the pointer on the graduated scale.

The device features a graduated rod with two types of scales for the measurement: in cm

A) the smaller scale from 0-90 cm with a 0.5 cm increment – tolerance ± 0.5 cm

B) the larger scale from 0-90 cm with a 0.5 cm increment – tolerance ± 0.5 cm

It can also be used vertically by turning the internal jaw 90° against the graduated rod.

WARNINGS/MAINTENANCE

The BABY MEASURING ROD WITH CALIPERS must be used by qualified personnel only.

Do not use the device if it is damaged. Do not repair it yourself; contact the manufacturer if necessary.

After opening the packaging, check all the parts and components of the product. Check that none are missing and that they are in perfect condition.

The BABY MEASURING ROD WITH CALIPERS must be cleaned using a cloth dampened with substances that do not damage aluminium, such as alcohol and/or glass cleaner.

All serious accidents concerning the medical device supplied by us must be reported to the manufacturer and competent authority of the member state where your registered office is located.











The BABY MEASURING ROD WITH CALIPERS is designed to last: it is resistant to most chemicals, except for methyl ethyl ketones (M.E.K.), thinners and nail polish removers.


The BABY MEASURING ROD WITH CALIPERS must be stored in its box in a dry place.

DESCRIPTION OF SPARE PARTS

Part No.	Part description
1	Jaws
2	Mobile support
3	Fixed support
4	Graduated aluminium rod
5	Plastic cap

For the replacement of any components, the instrument must be sent to the manufacturer.

	Product code		Lot number
	Keep away from sunlight		Keep in a cool, dry place
	Medical Device compliant with Regulation (EU) 2017/745		Manufacturer
	Medical Device		Date of manufacture
	Caution: read instructions (warnings) carefully		Consult instructions for use

SN	Serial number		Distributed by
UDI	Unique device identifier		

GIMA WARRANTY TERMS

The Gima 12-month standard B2B warranty applies.