



# GIMA

PROFESSIONAL MEDICAL PRODUCTS

**ALTIMETRO DA PARETE  
WALL MOUNTED HEIGHT METER  
TOISE MURALE  
ALTÍMETRO DE PARED  
ALTÍMETRO DE PAREDE  
WANDBEFESTIGTES ROLLMESSBAND  
NAŚCIENNY WYSOKOŚCIOMIERZ  
MĂSURĂTOR ÎNĂLȚIME MONTAT PE PERETE  
FALRA SZERELHETŐ MAGASSÁGMÉRŐ  
SEINÄASENTEINEN PITUUSMITTA  
ΕΠΙΤΟΙΧΙΟ ΑΝΑΣΤΗΜΟΜΕΤΡΟ  
مقياس طول حائطي التثبيت**

*Incertezza di 9 mm a 2 metri*

*Uncertainty of 9 mm at 2 m*

*Au-delà de 2 mètres la valeur peut osciller de 9 mm*

*Oscilación de 9 mm a una distancia de 2 metros*

*Incerteza de medição (desvio-padrão) de 9 mm a 2 metros*

*Schwankung von 9 mm bei einer Distanz von 2 m*

*Niedokładność 9 mm na 2 m*

*Diferență de 9 mm la 2 m*

*2 méteren 9 mm-es pontatlanság előfordulhat*

*Epätarkkuus 9 mm 2 metrissä*

*Αβεβαιότητα 9 mm στα 2 μέτρα*

*نسبة الشك في القياس 9 ملم لكل 2 متر*

M27335-M-Rev.10-01-22

**REF** 27335



**Gima S.p.A.**

Via Marconi, 1 - 20060 Gessate (MI) Italy

[gima@gimaitaly.com](mailto:gima@gimaitaly.com) - [export@gimaitaly.com](mailto:export@gimaitaly.com)

[www.gimaitaly.com](http://www.gimaitaly.com)

Made in China

**CE** 0476



## FEATURES

GIMA wall mounted height meter (cod. 27335) is an instrument to measure a person's height. It can be secured to the wall and measure up to 2 m. It is space-saving and allows a quick reading.

## INSTRUCTIONS



Do not pull the slider abruptly, as the graduated tape could break.

The product should be used by qualified personnel only.



Do not use the equipment if damaged. Refer back to your retailer. Avoid poor repairs. Repairs shall be carried out with original spare parts only, which should be installed according to the intended use.

Since the product is made of corrosion-proof materials suitable for environmental conditions appropriate to its normal use, it does not require special care.

However it must be stored in airtight conditions, making sure that it is protected from dust and dirt to maintain hygiene. Moreover, it is recommended that the product is stored in a place which can be easily reached by personnel in case of necessity.

## UNPACKING



Always remember that packaging elements (paper, cellophane, staples, adhesive tape, etc.) can cut and/or injure if they are not handled carefully. They shall be removed with appropriate means by responsible personnel; the same applies to the tools used to remove packaging (scissors, knives, etc.).

After opening the packaging, first check all pieces and parts composing the product. Check that they are all present and in perfect condition.

## INSTALLATION

In order to erect the wall mounted height meter, the cursor should be positioned on the wall at a height of 2 metres exactly from the floor surface and, keeping the product compact, fix the small plate using the pins provided. Now the wall mounted height meter is ready for use.

## OPERATION

In order to take a height measurement simply take the cursor with one hand and pull it downwards until it touches the head of the person to be measured, then read the measurement in line with the red bar in the window.

## MAINTENANCE









The product has been designed to be durable. We recommend that the instrument is cleaned with a light detergent.



Periodically clean the wall mounted height meter tape with a cloth dampened with disinfectant. Pay special attention to the slider.

## GIMA WARRANTY TERMS

The Gima 12-month standard B2B warranty applies.

	Product code		Lot number
	Keep away from sunlight		Keep in a cool, dry place
	Consult instructions for use		Manufacturer
	Caution: read instructions (warnings) carefully		Medical Device complies with Directive 93/42/EEC