



GIMA

PROFESSIONAL MEDICAL PRODUCTS

LETTINI DA VISITA MODELLO CLASSICO
CLASSIC EXAMINATION COUCHS
LITS ACCOMPAGNANTS CLASSIQUES
CAMILLAS CONSULTA CLÁSICA
MARQUESAS DE CONSULTA CLÁSSICAS
UNTERSUCHUNGSBETT KLASSISCHES
ΕΞΕΤΑΣΤΙΚΑ ΚΡΕΒΑΤΙΑ κλασικά

- È necessario segnalare qualsiasi incidente grave verificatosi in relazione al dispositivo medico da noi fornito al fabbricante e all'autorità competente dello Stato membro in cui si ha sede.
- All serious accidents concerning the medical device supplied by us must be reported to the manufacturer and competent authority of the member state where your registered office is located.
- Il est nécessaire de signaler tout accident grave survenu et lié au dispositif médical que nous avons livré au fabricant et à l'autorité compétente de l'état membre où on a le siège social.
- Es necesario informar al fabricante y a la autoridad competente del Estado miembro en el que se encuentra la sede sobre cualquier incidente grave que haya ocurrido en relación con el producto sanitario que le hemos suministrado.
- É necessário notificar ao fabricante e às autoridades competentes do Estado-membro onde ele está sediado qualquer acidente grave verificado em relação ao dispositivo médico fornecido por nós.
- Jeder schwere Unfall im Zusammenhang mit dem von uns gelieferten medizinischen Gerät muss unbedingt dem Hersteller und der zuständigen Behörde des Mitgliedsstaats, in dem das Gerät verwendet wird, gemeldet werden.
- Σε περίπτωση που διαπιστώσετε οποιοδήποτε σοβαρό περιστατικό σε σχέση με την ιατρική συσκευή που σας παρέχουμε θα πρέπει να το αναφέρετε στον κατασκευαστή και στην αρμόδια αρχή του κράτους μέλους στο οποίο βρίσκεστε.

REF

27404 – 27405 – 27445

Gima S.p.A.
Via Marconi, 1 - 20060 Gessate (MI) Italy
gima@gimaitaly.com - export@gimaitaly.com
www.gimaitaly.com
Made in Italy



MD



PRODUCTS

- 27404 CLASSIC EXAMINATION COUCH - chromed - beige
- 27405 CLASSIC EXAMINATION COUCH - chromed - blue- backrest with hole
- 27445 CLASSIC EXAMINATION COUCH - chromed – apricot

INTRODUCTION

In accord with Regulation (EU) 2017/745, this product is part of the CLASS I MEDICAL DEVICES. You should carefully read this manual before using this medical device.

DESCRIPTION

The classic examination couch is designed for hospitals, community centers, nursing homes and medical offices. This couch has structures and legs entirely in polished chromed steel. The two sections of the mattress are flame resistant and washable. The backrest is completely inclinable.

COMPONENTS:

- Mattress covered with washable and fire-retardant fabric already fixed to the chromed structure with backrest
- Backrest's rod
- Chromed legs
- On request: chromed couch roll holder

Assembly material:


- N. 4 TBE 8x16 (screwed to the structure)
- ALLEN KEY

ASSEMBLY INSTRUCTIONS:

The couch is supplied partially assembled: the mattress is already fixed to the structure.

Begin the assembly phase by setting up a stable horizontal work plan.

Take the couch and place it down on a worktop on the side of the mattress (mattress already attached to the frame - **DO NOT UNSCREW**). Find the allen key to screw/rescrew the legs.




Unscrew the tube of the backrest by hexagon screw and its nut.




After loosening the TBE 8x16 screws, insert the legs with the crosspiece for the backrest into the frame and tighten the screws always using the supplied Allen key.

Proceed in the same way with the opposite legs of the bed.



Insert the adjustment rod into its housing (the plate hole).

Re-tighten by screw and its nut.



In detail the backrest at the end of assembly.



TECHNICAL DATA

Measurement	cm.188 x 57,5 x h 73,5 box 198 x 17 x 64 h
Weight	28 kg
Max capacity	120 kg

WARNINGS!












- Check the locking nuts are tightened.
- Observe the maximum flow rates indicated in the data sheets.
- Avoid direct contact with open wounds.
- Not for use in open environments.
- When adjusting the height of the couch and the back, make sure that no one inserts hands, legs or anything into the movement area: **CRUSHING RISK!**
- Move the bed without lifting it from the floor.
- Before moving the bed, unlock the wheels.

MAINTENANCE AND CLEANING

- Use only original spare parts.
- Periodically check all fixing points.
- To preserve at best, it is recommended to avoid prolonged exposure to sunlight, to contact and deposit in saline and very humid environments.
- Wash the stainless steel surfaces with soapy water and use appropriate disinfectants.
- Rinse with a damp cloth and dry thoroughly.
- Do not spill on the surface cleaners containing chlorine or ammonia, fatty and oily substances.
- Do not use cleaning utensils containing iron. If necessary disinfection only use suitable non-corrosive products.

CLEANING RULES FOR COATING:

Clean with damp soapy cloth and rinse well with clean water. Do not use solvents, bleaches, synthetic detergents, polishes or aerosol spray. Attention: Normally synthetic leather light colours should not come in contact with no fixed closed clothes (such as jeans and similar) not to cause stains and rings that cannot be cleaned up.

	Keep away from sunlight		Medical Device compliant with Regulation (EU) 2017/745		Keep in a cool, dry place
	Product code		Consult instructions for use		Manufacturer
	Caution: read instructions (warnings) carefully		Lot number		Medical Device
	Unique device identifier		Manufacturing date		

GIMA WARRANTY TERMS

The Gima 12-month standard B2B warranty applies.