

LETTINO PIEGHEVOLE A VALIGIA
FOLDING SUITCASE COUCH
KOFFER OPVOUWBARE BEHANDELINGSTAFEL



- È necessario segnalare qualsiasi incidente grave verificatosi in relazione al dispositivo medico da noi fornito al fabbricante e all'autorità competente dello Stato membro in cui si ha sede.
- All serious accidents concerning the medical device supplied by us must be reported to the manufacturer and competent authority of the member state where your registered office is located.
- Alle ernstige ongelukken die zich in verband met het door ons geleverde medische hulpmiddel voordoen, moeten gemeld worden aan de fabrikant en aan de bevoegde instantie van de lidstaat waar u gevestigd bent.

REF

27407

Gima S.p.A.
Via Marconi, 1 - 20060 Gessate (MI) Italy
gima@gimaitaly.com - export@gimaitaly.com
www.gimaitaly.com
Made in Italy



MD




INTRODUCTION

In accord with Regulation (EU) 2017/745, this product is part of the CLASS I MEDICAL DEVICES. You should carefully read this manual before using this medical device.

DESCRIPTION

This item is a folding couch in chromed steel with a suitcase, resin padding and fire-retardant fabric covering (black colour). Supplied with a velvet bag for easy transport. Designed for home visits or therapies in clinics where are no couch.



- A. Closed suitcase sitting side
B. Closed suitcase backrest side



Bag/covering made from the same fabric as the couch mattress

ASSEMBLY INSTRUCTIONS:

1. Lay down the suitcase with the handle on the upper side.
2. Open the suitcase.
3. Open the legs of the bed completely.
4. Only when the legs are completely open and fixed, Turn the bed in the correct position of use.

TECHNICAL DATA

Measurement	Open cm 187.5x64 (68 with handle) x 71.5 h Close cm 93x68x14
Weight	16.5 kg (with box 18 kg)
Max capacity	100 kg

WARNINGS!

- Check the locking nuts are tightened.
- Observe the maximum flow rates indicated in the data sheets.
- Avoid direct contact with open wounds.
- Not for use in open environments.
- When adjusting the height of the couch and the back, make sure that no one inserts hands, legs or anything into the movement area: CRUSHING RISK!












- Lay the patient only when the net (seat and back) is completely horizontal.
- Move the bed without lifting it from the floor.
- Before moving the bed, unlock the wheels.

MAINTENANCE AND CLEANING

- Use only original spare parts.
- Periodically check all fixing points.
- To preserve at best, it is recommended to avoid prolonged exposure to sunlight, to contact and deposit in saline and very humid environments.
- Wash the stainless steel surfaces with soapy water and use appropriate disinfectants.
- Rinse with a damp cloth and dry thoroughly.
- Do not spill on the surface cleaners containing chlorine or ammonia, fatty and oily substances.
- Do not use cleaning utensils containing iron. If necessary disinfection only use suitable non-corrosive products.

CLEANING RULES FOR COATING:

Clean with damp soapy cloth and rinse well with clean water. Do not use solvents, bleaches, synthetic detergents, polishes or aerosol spray. Attention: Normally synthetic leather light colours should not come in contact with no fixed cloured clothes (such as jeans and similar) not to cause stains and rings that cannot be cleaned up.

	Keep away from sunlight		Medical Device compliant with Regulation (EU) 2017/745
	Product code		Consult instructions for use
	Caution: read instructions (warnings) carefully		Lot number
	Keep in a cool, dry place		Manufacturer
	Medical Device		Unique device identifier
	Manufacturing date		

GIMA WARRANTY TERMS

The Gima 12-month standard B2B warranty applies.