

PORTAROTOLO PER LETTINI TRATTAMENTI COUCH ROLL HOLDER FOR STANDARD TREATMENT TABLES

**MANUALE D'USO - ISTRUZIONI E MONTAGGIO
USER MANUAL - ASSEMBLY INSTRUCTIONS**

- È necessario segnalare qualsiasi incidente grave verificatosi in relazione al dispositivo medico da noi fornito al fabbricante e all'autorità competente dello Stato membro in cui si ha sede.
- All serious accidents concerning the medical device supplied by us must be reported to the manufacturer and competent authority of the member state where your registered office is located.

REF

27629

Gima S.p.A.
Via Marconi, 1 - 20060 Gessate (MI) Italy
gima@gimaitaly.com - export@gimaitaly.com
www.gimaitaly.com
Made in Italy



MD



INTRODUCTION

In accord with Regulation (EU) 2017/745, this product is part of the CLASS I MEDICAL DEVICES. You should carefully read this manual before using this medical device.

DESCRIPTION

White couch roll holder suitable for the electric and standard treatment table. (Supplied disassembled and without paper roll).

COMPONENTS

- Central fixing crossbar
- Roll flaps

ASSEMBLY MATERIAL

- N.2 5x20 SCREWS

ASSEMBLY INSTRUCTIONS

STANDARD TREATMENTS BED (cod. 27628-27632-27633-27634-27635): can be mounted from both head and feet.



Fasten the roll holder to the short crossbar of the frame under the header or at the feet as shown in the figures by N. 2 screws 5x20.

Then insert the paper roll by extending the flaps and stop it by closing them inside.

ELECTRIC TREATMENT READING (cod.44520-44521-44522-44525): can only be mounted on the head side.



Proceed in the same way as the standard bed but fix the roll holder to the frame below the headboard where you will find the holes provided for fixing. Then fix the roll holder in the position highlighted by the arrows using 2 screws 5x20.

TECHNICAL DATA

Measurement	Depth 135 mm - internal measurement 530 mm Extensible roll holder for rolls from 540 mm to 740 mm min.
Weight	1 kg















WARNINGS!

- Follow the instructions in this manual carefully.
- Avoid direct contact with open wounds.
- Do not use outdoors.

MAINTENANCE AND CLEANING

- Use only original spare parts.
- Periodically check all fixing points.
- To preserve at best, it is recommended to avoid prolonged exposure to sunlight, to contact and deposit in saline and very humid environments.
- Wash the stainless steel surfaces with soapy water and use appropriate disinfectants.
- Rinse with a damp cloth and dry thoroughly.
- Do not spill on the surface cleaners containing chlorine or ammonia, fatty and oily substances.
- Do not use cleaning utensils containing iron. If necessary disinfection only use suitable non-corrosive products.

	Keep away from sunlight		Medical Device compliant with Regulation (EU) 2017/745		Keep in a cool, dry place
	Product code		Consult instructions for use		Manufacturer
	Date of manufacture		Lot number		Medical Device
	Caution: read instructions (warnings) carefully		Unique device identifier		Manufacturing date

GIMA WARRANTY TERMS

The Gima 12-month standard B2B warranty applies.