

All serious accidents concerning the medical device supplied by us must be reported to the manufacturer and competent authority of the member state where your registered office is located.

INTRODUCTION

This manual provides the instructions for a correct use of our patient aid or an assistant / carer.

INTENDED USE

The walking frame is designed to be used inside buildings by patients with an impairment to legs. The devices are intended to provide a support to the body. This aid allow patient mobility making it easy to walk. They must be used with two arms in order to guarantee safe operation.

WARNING! The walking frame is built for indoor use and only on flat surfaces. If it is necessary to employ the devices outside we advise to follow the road rules like any pedestrian.

Before each use make sure that:

- The walker has been adjusted to the correct height.
- The tips are in good condition. Should they be worn or missing, replace them immediately.
- Make sure that the legs of the walker have been adjusted to the same height.

MAINTENANCE

The walking frame do not require special care for their ordinary maintenance. We advise to regularly perform the following checks:

- verify the reliability of different components
- check the correct fixing of screws and nuts
- test moving parts, apply lubricant if needed
- clean parts with mild detergents (do not use corrosive or harmful chemicals), put it in dry and ventilated environment.

WARNING!

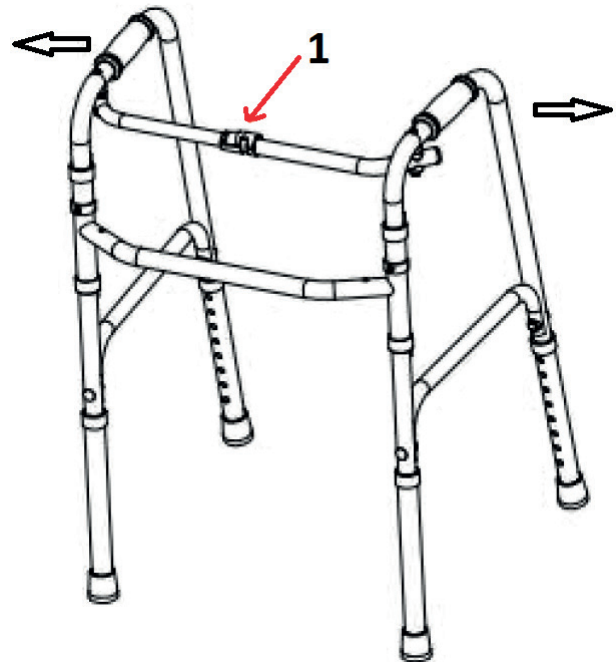
Do not use the equipment in case it is damaged or any component is missing.

Do not use the patient aids for purposes not mentioned in this user manual. Do not cross obstacles or use the patient aids on uneven surfaces, or wet and slippery. The use of the device is not recommended for people with poor functionality in the hands and arms.









Only use original accessories and spare parts. The use of non-original accessories or spare parts could cause the risk of falls and injuries. Do not use on stairs. The use of walkers in water (showers, bathtubs, swimming pools, etc.) can favour the oxidation of the operating mechanisms, causing damage to the walker and/or injury to the user.

Max load 100kg

ASSEMBLY



- 1 After removing the walker from the packaging, open the frame (following the direction of the black arrows) until you hear a locking sound.
- 2 Adjust the height of the legs according to the height of the utilizer: fix the pin of the 4 legs by inserting it in the adjustment hole.
- 3 Before use, check that the frame is well open and stable.
- 4 To close the walking frame, press button 1 of the figure and fold the frame left and right inwards.

	Manufacturer		Keep in a cool, dry place
	Consult instructions for use		Keep away from sunlight
REF	Product code	LOT	Lot number
	Date of manufacture	MD	Medical Device
	Authorized representative in the European community		Caution: read instructions (warnings) carefully
	Medical Device compliant with Regulation (EU) 2017/745		

GIMA WARRANTY TERMS

The Gima 12-month standard B2B warranty applies.

REF FS913L (27722)



Foshan Dongfang Medical Equipment Manufactory (LTD.)
5 Xingfu Road, Zone A, Shishan Industrial Park,
Nanhai District, Foshan City, China, 528000
Made in China



MedNet EC-Rep GmbH
Borkstrasse 10. 48163 Muenster. Germany

Importato da / Imported by / Importé par / Importerad av:
Gima S.p.A.

Via Marconi, 1 - 20060 Gessate (MI) Italy
gima@gimaitaly.com - export@gimaitaly.com
www.gimaitaly.com

