

ATOMIZER

GUARANTEED

3

YEARS

HEALTHCARE
HOME CARE

NEBULIZZATORE
NEBULIZER
INHALATOR
NÉBULISEUR
NEBULIZADOR



PROFESSIONAL PISTON COMPRESSOR NEBULISER

1	Piston compressor	4	Air filter compartment	7	Mouthpiece	10	Nosepiece
2	Power cord	5	Technojet Nebuliser	8	Adult face mask	11	Replacing air filter
3	ON/OFF Switch	6	Air hose	9	Child face mask	12	Assembling nebuliser kit


Dear Customer, This nebuliser is a high-quality device for inhalation therapy for asthma, chronic bronchitis, and other respiratory illnesses. This medical device generates aerosols with variable characteristics to adapt to the patient's respiratory pathology and generating a medicinal mist of particles that are small enough to reach even the deepest regions of your lungs and be of maximal benefit. The operation and usage of the device is very straightforward. All common liquid medication can be used for inhalation therapy. Please read through these instructions carefully so that you understand all functions and safety information. We want you to be happy with your Atomizer product. For any further questions you may have, please ask your chemist or usual retailer.

IMPORTANT SAFETY INSTRUCTIONS

This device may only be used for the purposes described in this booklet. The manufacturer cannot be held liable for damage caused by incorrect application. This device is not suitable for anaesthesia and lung ventilation. This device should only be used with original accessories as shown in these instructions. Do not use the device if you think it is damaged or notice anything unusual. Never open the device. This device comprises sensitive components and must be treated with caution. Observe the storage and operating conditions described in the «Technical Specifications» section. Protect it from: - water and moisture - extreme temperatures - impact and dropping - contamination and dust - direct sunlight - heat and cold. Only use the medication prescribed for you by your doctor and follow your doctor's instructions with regard to dosage, duration and frequency of the therapy.

All accessories should only be used by one person. Never bend the nebuliser over 60°.

 Ensure that children do not use the device unsupervised some parts are small enough to be swallowed.

 Use of this device is not intended as a substitute for consultation with your physician.

PREPARATION AND USAGE OF THIS DEVICE




Prior to using the device for the first time, we recommend cleaning it as described in the section «Cleaning and Disinfecting».

1 Assemble the nebuliser kit **12** Ensure that all parts are complete.

2 Fill the nebuliser with the inhalation solution as per your doctor's instructions. Ensure that you do not exceed the maximum level. **3** Connect the nebuliser with the air hose **6** to the compressor **1** and plug the power cord **2** into the socket. **4** Switch the ON/OFF switch **3** to position «**I**» to turn on the device and place the mouthpiece **7** in the mouth or fit one of the face masks over mouth and nose. The mouthpiece gives you a better drug delivery to the lungs. Choose between adult **8** or child face mask **9** and make sure that it encloses the mouth and nose area completely. **5**. Breathe in and out calmly during the therapy. Sit in a relaxed position with the upper body upright. **Do not lie down while inhaling.** Stop inhalation if you feel unwell. **6** After completing the inhalation period recommended by your doctor, switch the ON/OFF switch **3** to position «**O**» to turn off the device and unplug it from the socket. **7** Empty the remaining medication from the nebuliser and clean the device as described in the section «Cleaning and Disinfecting».

CLEANING AND DISINFECTING

Thoroughly clean all components to remove medication residuals and possible impurities after each treatment. The compressor **1** and the air hose **6** should be cleaned with a clean, moist cloth.

-  Always wash your hands well before cleaning and disinfecting the accessories.
-  Do not expose the compressor to water or heat.
-  Replace the air hose for each treatment with a new patient or in case of impurities.

 **Unplug the device before cleaning.**

Cleaning with water

Wash all nebuliser components (except air hose) under warm tap water (max 60 °C) for about 5 minutes adding

if necessary a small quantity of detergent following dosage and use limitations as provided by detergent manufacturer. Rinse thoroughly making sure that all deposits are washed away and leave to dry.

Disinfecting

All nebuliser components (except air hose) can be disinfected with chemical disinfectants following dosage and use limitations as provided by disinfectant manufacturer. Disinfectants are usually available at pharmacies.

Sterilizing with steam

All nebuliser components (except air hose and masks) can be heat steam sterilized up to 121 °C (20 min.) or 134 °C (7 min.). EN554/ISO11134. The sterilization packaging must conform to EN868/ISO11607 and be suitable for steam sterilization. After sterilization always let all components cool down to ambient temperature before further use. Do not repeat sterilization cycle when components are still warm.

MAINTENANCE, CARE, AND SERVICE

Order all spare parts from your dealer or pharmacist.

It is advisable to replace the nebulizer after some 100 to 120 treatments on single patient or after about 20 sterilization cycles. Check the filter continually for cleanliness and replace it if dirty, or after a maximum of 3 months use. Spare filters are provided with the device. To replace the filter, open the air filter compartment **4** marked «Filter» and change the filter **11**.

MALFUNCTIONS AND ACTIONS TO TAKE

The device cannot be switched on

Ensure the power cord **2** is correctly plugged into the socket. Ensure the ON/OFF switch **3** is in the position «I». The device has automatically switched off due to overheating. Wait until it has cooled down and try again.

The nebuliser functions poorly or not at all

Ensure the air hose **6** is correctly connected at both ends. Ensure the air hose is not squashed, bent, dirty or blocked. If necessary, replace with a new one. Ensure the nebuliser **5** is correctly assembled **12**. Ensure the required medication has been added.

GUARANTEE

This device is covered by a **3 year guarantee** from the date of purchase. The guarantee is valid only on presentation of the guarantee card completed by the dealer (see back) conforming date of purchase or the receipt. The guarantee covers only the compressor. The replaceable components like nebuliser, masks, mouth-piece, air hose, and filters are not included. Opening or altering the device invalidates the guarantee. The guarantee does not cover damage caused by improper handling, accidents or non-compliance with the operating instructions.

TECHNICAL DATA

Piston electrocompressor with thermal cut

Nominal voltage: see data label

Dimensions: 295x180x100 mm

Weight: 1.4 Kg approx.

Continuous use compressor

MDD 93/42/EEC - Class of risk IIa

Maximum pressure: 185 kPa

Air flow min: 8 Lt/min

Air flow max: 11 Lt/min

Noise level: 56 dBA (EN13544-1)

Neb rate min: 0.20 ml/min (con soluzione NaCl0.9%)

Neb rate max: 0.35 ml/min (con soluzione NaCl0.9%)

Operating pressure min: 45 kPa (0.45bar)

Operating pressure max: 60 kPa (0.6bar)

Operating flow min: 5 l/min

Operating flow max: 7 l/min

MMAD: 2.61 µm GSD: 2.75 Aerosol Output: 143 µl Output Rate: 87 µl/min

 **3A HEALTH CARE S.R.L.**

Via Marziale Cerutti 90/F,
25017 Lonato (BS) - ITALY

 **0434**



CERTIFICATO DI GARANZIA

Valevole 36 mesi dalla data di vendita

WARRANTY CERTIFICATE

Validity 36 months from date of purchase

Data di vendita _____

Rivenditore(timbro e firma) _____

Date of purchase _____

Dealer(Stamp and signature) _____

La presente garanzia non è valida se non "unitamente allo scontrino fiscale dell'apparecchio" e all'apparecchio difettoso. Sono esclusi dalla garanzia danni causati da usi impropri, incidenti o mancanza di cure opportune./ This warranty certificate is valid only if returned to your dealer along with Receipt and Faulty Unit. Warranty does not cover damages caused by misuse, crashes or lack of attention.

DESCRIZIONE GUASTO/ FAULT DESCRIPTION



AVVERTENZE PER IL CORRETTO SMALTIMENTO DEL PRODOTTO AI SENSI DELLA DIRETTIVA EUROPEA 2002/95CE - 2002/96CE - 2003/108CE. Il simbolo del cassonetto barrato riportato sull'apparecchiatura indica che il prodotto alla fine della propria vita utile deve essere raccolto separatamente dagli altri rifiuti. L'utente dovrà, pertanto, conferire l'apparecchiatura giunta a fine vita agli idonei centri di raccolta differenziata dei rifiuti elettronici ed elettrotecnici, oppure riconsegnarla al rivenditore al momento dell'acquisto di una nuova apparecchiatura di tipo equivalente, in ragione di uno a uno. L'adeguata raccolta differenziata per l'avvio successivo dell'apparecchiatura dismessa al riciclaggio, al trattamento e allo smaltimento ambientalmente compatibile contribuisce ad evitare possibili effetti negativi sull'ambiente e sulla salute e favorisce il riciclo dei materiali di cui è composta l'apparecchiatura. Lo smaltimento abusivo del prodotto da parte dell'utente comporta l'applicazione delle sanzioni amministrative di cui al dlgs. n. 22/1997" (art. 50 e seguenti del dlgs. n. 22/1997). WARNING REGARDING DISPOSAL OF THIS APPLIANCE IN COMPLIANCE WITH THE PROVISIONS OF 2002/95CE – 2002/96CE – 2003/108CE EUROPEAN DIRECTIVESThe crossed-out wheeled bin symbol on this equipment means that this product must be collected separately from normal wastes at the end of its useful lifespan.At the end of the appliance useful lifespan, users must therefore take it to an authorised disposal centre for the recycling of electronic and electro-technical waste or they should take it back to the retailer upon purchase of a new, similar appliance, on a one-to-one basis.An adequate separate waste collection system for later recycling, treatment and environmentally-friendly disposal of the appliance avoids a negative impact on the environment and health, as well as it facilitates the recycling of the product's different components.Users who dispose of products in an unauthorised manner shall be liable for administrative penalties in compliance with Article 50 of the Legislative Decree No. 22/1997 and the following articles. AVERTISSEMENT CONCERNANT L'ÉLIMINATION CORRECTE DU PRODUIT AUX TERMES DE LA DIRECTIVE EUROPÉENNE 2002/95CE - 2002/96CE - 2003/108CELe symbole d'une poubelle barrée présent sur l'appareil indique que, à la fin de sa vie utile, il doit être traité séparément des autres déchets.L'utilisateur devra donc remettre l'appareil usé aux centres de collecte et tri des déchets électroniques et électrotechniques correspondants, ou le rendre au revendeur au moment d'acquérir un nouvel appareil du même type, à raison d'un par un.La collecte et le tri appropriés de l'appareil rejeté - destiné par la suite au recyclage, au traitement et à l'élimination compatibles du point de vue écologique - contribue à éviter de possibles effets négatifs sur l'environnement et sur la santé, et favorise le recyclage des matériaux composant l'appareil.L'élimination abusive du produit de la part de l'utilisateur entraîne l'application des sanctions administratives conformément au décret législatif n° 22/1997 (art. 50 et successifs) HINWEIS FÜR DIE ENTSORGUNG DES PRODUKTES GEMÄSS DER EUROPÄISCHEN RICHTLINIEN 2002/95 EG – 2002/96 EG – 2003/108 EGDas auf der Anlage angebrachte durchgestrichene Containersymbol weist darauf hin, dass das Produkt am Ende seiner Lebensdauer gesondert entsorgt werden muss. Das heißt, der Benutzer muss die Anlage am Ende ihrer Nutzungsdauer an einen für elektrische und elektrotechnische Abfälle befugten Entsorger übergeben, oder sie bei der Anschaffung einer neuen bzw. ähnlichen Anlage bei dem Händler abgeben.Die für das spätere Recycling, Behandlung und umweltfreundliche Entsorgung angemessene selektive Abfallsammlung der Anlage trägt dazu bei, mögliche negative Auswirkungen auf die Umwelt und für die Gesundheit zu vermeiden und das Recycling der Materialien der Anlage zu fördern.Die unbefugte Produktentsorgung seitens des Benutzers führt zur Verhängung der in der Gesetzverordnung N.22/1997 (Paragraph 50ff der Gesetzverordnung N. 22/1997) aufgeführten Verwaltungsstrafen. ADVERTENCIAS PARA LA ELIMINACIÓN DEL PRODUCTO CONFORME A LA DIRECTIVA EUROPEA 2002/95CE – 2002/96CE – 2003/108CEEI símbolo del contenedor tachado presente en el equipo indica que el producto, cuando finaliza su vida útil, se debe recoger en forma separada del resto de los residuos.Por lo tanto, cuando finaliza la vida útil del equipo, el usuario debe entregarlo a los centros de recogida selectiva de residuos electrónicos y electro-técnicos idóneos, o bien, entregarlo al revendedor cuando se adquiere un nuevo equipo similar, en razón de uno a uno.La recogida selectiva apropiada para el posterior reciclado, tratamiento y eliminación ambiental compatible del equipo, contribuye a evitar posibles efectos negativos en el ambiente y en la salud, y favorece el reciclado de los materiales que conforman el equipo.La eliminación no autorizada del producto por parte del usuario implica la aplicación de las sanciones administrativas descritas en el Decreto Legislativo n. 22/1997 (Art. 50 y sucesivos del Decreto Legislativo n. 22/1997).



 **3A HEALTH CARE S.R.L.**

Via Marziale Cerutti 90/F,
25017 Lonato (BS) - ITALY