

# MIO-SONIC

---



## USER MANUAL

---

Ultrasound therapy model UT1032

**MIO-SONIC**

<b>INDEX</b>	<b>XXXI</b>
<b>TECHNICAL INFORMATION</b>	<b>32</b>
MANUFACTURER	32
DECLARATION OF CONFORMITY	32
CLASSIFICATION	33
PURPOSE AND SCOPE	33
TECHNICAL FEATURES	34
DEVICE AND COMMANDS DESCRIPTION	35
LABELLING	36
<i>Package content</i>	37
<b>HOW TO USE</b>	<b>38</b>
INTRODUCTION TO THE TECHNOLOGY	38
CONTRAINDICATIONS	40
<i>Side effects</i>	40
WARNINGS	40
DEVICE USE	42
<i>Antalgic and de-contracting treatments</i>	44
<i>Beauty treatments</i>	45
<b>DEVICE CARE</b>	<b>46</b>
MAINTANCE	46
TROUBLESHOOTING	47
DISPOSAL	48
WARRANTY	48
<i>Support</i>	49
<i>Spare part</i>	50
ELECTROMAGNETIC INTERFERENCES AND ELECTROMAGNETIC COMPATIBILITY TABLES	50

## Manufacturer

**Shenzhen Dongdixin Technology Co., Ltd.**

Floor 1-2, No.3 Building, Fanshen Xusheng Industrial Estate  
Xilixiaobaimang 518108 Nanshan District, Shenzhen P.R. China

(CE certificate n° HD 60147882 0001 issued by TÜV Rheinland LGA Products GmbH notified body n°0197).

## Authorised representative

**Shanghai International Holding Corp. GmbH (Europe)**

Eiffestraße 80, 20537 Hamburg, Germany

## Importer

**I.A.C.E.R. S.r.l.**

Via Enzo Ferrari 2 • 30037 Scorzè (VE)

Tel. 041.5401356 • Fax 041.5402684

## Declaration of conformity

**Shenzhen Dongdixin Technology Co., Ltd.**

Floor 1-2, No.3 Building, Fanshen Xusheng Industrial Estate  
Xilixiaobaimang 518108 Nanshan District, Shenzhen P.R. China

herewith declares under its own responsibility, that the product

Model: **UT1032**

Name: **MIO-SONIC**

has been designed and manufactured according to the European Medical Device Directive 93/42/EEC (transposed in Italy by the D.Lgs. 46/97), as modified by the Directive 2007/47/EC (D.Lgs.37/2010) and further modifications/integrations.

The product has been assigned to class IIa, according to Annex IX, rule 9 of the Directive 93/42/EEC (and further modifications/integrations) and bears the mark



Compliance of the concerned product with the Directive 93/42/EEC has been assessed and certified by the Notified Body:

**0197 – TÜV Rheinland LGA Products GmbH**  
**Tillystraße 2 – 90431 Nürnberg, Germany**  
Certificate n°: HD 60147882 0001

following the certification procedure according to Annex II (excluding point 4) of the Directive 93/42/EEC.

## Classification

*From now on, for the sake of simplicity, in this user manual, reference will be made to the device MIO-SONIC meaning the device model UT1032, name MIO-SONIC.*

The MIO-SONIC has the following classification:

- class IIa (Directive 93/42/EEC, Annex IX, rule 9, 10 and further amendments);
- class II with BF type applied part (classification EN 60601-1);
- unprotected device, IPX0 protection degree based on penetration of liquids and dust. Degree of protection IPX7 is for the treatment head. DEVICE NOT SUITABLE FOR USE WITH IMMERSION;
- equipment and accessories not subject to sterilization;
- equipment unsuitable for use in presence of a flammable anesthetic mixture containing air, oxygen and nitrous oxide;
- equipment suitable for continuous operation;
- equipment unsuitable for outdoors use.

## Purpose and scope

Clinical intended use:	Therapeutic
Environmental intended use:	Home

The MIO-SONIC device for ultrasound therapy is ideal for the treatment of muscular and nervous pathologies and for the recovery of traumas, in case of both chronic and acute pathologies.

In fact, ultrasound therapy is indicated for antalgic treatments and relaxation of contracted muscles, in the treatment of neuritis and sciatalgia, joint calcifications, tendinitis, hematomas and contractures.

For details, treatable pathologies, specific methods of application and use of the programs, see the chapter dedicated to the use of the device.

The population of patients for ultrasound therapy treatment using the MIO-SONIC device includes patients of both sexes, men and women, adults (unless otherwise indicated). For more details, please refer to *Contraindications*

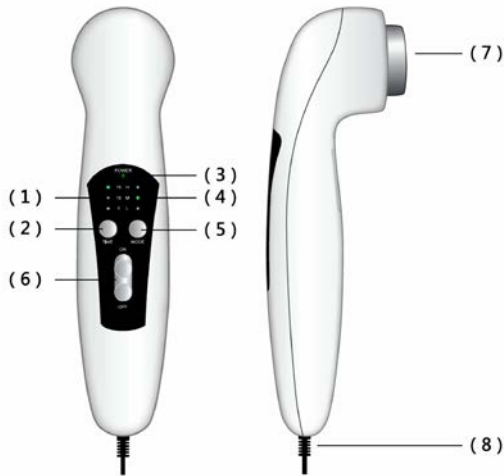
## Technical features

Characteristics	Specifications
Power supply	Medical power model GJ24WA-1500120V Input: AC 100/240V, 50/60Hz Output: DC 15V, 1.2A
Isolation (EN 60601-1)	II
Applied part (EN 60601-1)	BF
Dimensions (length x height x depth)	202x49x70mm
Weight	193g (power adapter not included)
Functioning	Continuous
Maximum power	6.4W $\pm$ 20% (modulation duty cycle at 100%)
Effective power	1.6W/cm <sup>2</sup> $\pm$ 20% (modulation duty cycle at 100%)
Frequency range	1MHz $\pm$ 10%
Frequency modulation	100Hz $\pm$ 10%
Waveform	Pulsed
Modulation duty cycle	L: 5% M: 50% H: 100%
Regulation intensity	Adjustable on 3 steps L-M-H
Ultrasound head	5 cm <sup>2</sup>
Effective radiant area	4 cm <sup>2</sup> $\pm$ 20%
Ultrasonic beam	Collimated
Head material	Alluminium
Conditions of use	Environmental
	From +5° to +40°C

Characteristics	Specifications	
	temperature	
	Relative humidity	From 30% to 75%
	Atmospheric pressure	From 800 to 1060hPa
Storage and transportation conditions	Environmental temperature	From -10° to +50°C
	Relative humidity	From 20% to 93%
	Atmospheric pressure	From 700 to 1060hPa

Service life of the device: 2 years.








### Device and commands description






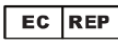





- (1) Time indicator light
- (2) Time button
- (3) Power indicator light
- (4) Intensity indicator light
- (5) Mode button
- (6) Power switch
- (7) Ultrasound head
- (8) AC/DC adapter connector






## Labelling

<b>Ultrasound Physical Therapy Device</b>			
<b>Name:</b> MIO-SONIC	<b>Modulation wave:</b> 100Hz	<b>Effective area:</b> 4.0 cm <sup>2</sup>	
<b>Model:</b> UT1032	<b>Pulse duration:</b> 0.5ms, 5ms, 10ms	<b>Power:</b> 6.4W	
<b>Power supply:</b> DC 15V, 1.2A	<b>Duty cycle:</b> 5%, 50%, 100%		
<b>Frequency:</b> 1MHz	<b>RBN max:</b> 5.0		
<b>Waveform:</b> pulsed	<b>Beam type:</b> collimated		
<b>IPX7</b> (only for the treatment head)			
			YYYY-MM
<b>I-TECH</b> MEDICAL DIVISION	 Shenzhen Dongdixin Technology Co., Ltd. Floor 1-2, No.3 Building, Fanshen Xusheng Industrial Estate Xilixiaobaimang 518108 Nanshan District, Shenzhen P.R. China	 0197	

<b>1MHz</b>	<b>LOT</b> 202406
<b>4.0cm<sup>2</sup></b>	<b>SN</b> 000001

Symbols	Description
	Importer's logo
	Product CE certification released by Notified Body n°0197.
	Manufacturer
	Authorised representative.
	Importer.
	Manufacturing date
	Read instructions for use
	WEEE Directive for the disposal of electronic waste
	Applied part type BF

Symbols	Description
	Class II device
<b>IPX7</b>	Degree of protection from temporary immersion under water, up to 1m of depth and up to 30 minutes (only for the ultrasound head).
	Serial number
	Batch number

### Package content

The MIO-SONIC package contains:

- n° 1 MIO-SONIC device;
- n° 1 medical power supply;
- n° 1 ultrasound gel;
- n° 1 transport bag;
- n° 1 user manual;
- n° 1 position manual.

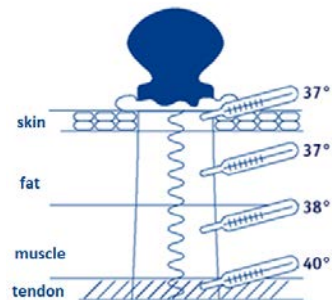
## Introduction to the technology

The **sound** is given by a body vibration whose oscillation propagates in the air with a certain frequency and reaches the human ear. The number of oscillations (or pressure variations) per second is called sound frequency, measurable in cycles per second, **Hertz (Hz)**. For example, the human auditory field goes from 20Hz up to 20,000Hz. The wavelength, on the other hand, represents the space covered by the sound wave in a complete period of oscillation.

**Ultrasounds** are mechanical sound waves, whose frequencies are higher than those normally heard by a human ear. For years the mechanical waves of ultrasounds, specially generated through piezoelectric materials, used in various sectors of industry. In particular, the study of ultrasound wave propagation in humans has allowed the construction of eco-diagnostic medical instruments that have long been used in gynecology, gastroenterology, angiology and cardiology; these technologies in fact exploit the return echo deriving from an ultrasonic beam which propagates inside the human body and which is slowed down in a different way depending on the different anatomical structures it encounters.

Research has however shown that ultrasounds cause different biologic effects, precisely because of the different impedance characteristic of the various tissues. Among these effects, the **thermal effect** is the most known and is the one who first has determined the use of ultrasounds in orthopedics, physiatrist and sport medicine with **pain relief function**.

The thermal effect consists in the propagation of heat realized by the beam of ultrasonic waves: by penetrating in the biological tissues, the waves lose energy and yield it to the system they pass through; this energy transferred is converted into heat with a significant increase in local temperature, especially at interface level between tissues with different acoustic impedance (e.g. bone/soft tissue), and with a consequence increasing of the micro-



circulation, which allows the dissipation of one part of the heat produced.

After that there are also **non thermal effects** related to the propagation of ultrasonic waves: the **mechanical effects** are due to the strength applied by the sound waves on the cells that thus undergo micro-displacements towards areas with less pressure, getting into torsion and rotation phenomes, with consequent formation of small vortices in the interstitial fluids (*streaming*). These pressure variations generate **biochemical and biological effects**, that occur like possible **alterations of the permeability** of cellular membranes.

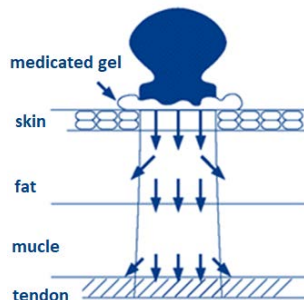
Finally, closely related to the biochemical effect is **phonophoresis**, which consists of the ability of ultrasounds to introduce a drug into tissues.

Another non thermal phenomena is that of **cavitation**. Cavitation is a physical phenomenon which consists into formation of steam zones within the fluid.

The dissolved gasses within the fluid they aggregate as a result of the lowering of pressure realized by the ultrasound, forming bubbles or cavity containing vapor and subsequently they implode for the displacement in zones with a greater pressure. The energy which is then free produced reactions in the surrounding zones.

In therapeutic field ultrasounds are obtained in an artificial way using the proprieties of dilatation and compression of some mineral crystal when they are subject to the action of an electric field. So the ultrasonic irradiation generate vibrations and a consequent micro-massage of remarkable intensity, acting in depth into tissues. The heat is therefore generated by this micro-massage, whom consists in the impact and friction of the cellular and intracellular structures affected by the beam of ultrasonic waves.

The ultrasonic therapy is particullary indicated for all the **pathologies** of the **locomotor system** in which is desired an antalgic effect, i.e. in general in the sciatalgia and neuritis, in the periarticular calcifications, in the Duplay disease, in the Dupuyten disease, organized hematomas and scar tissues, tendinitis, muscle contractures.



## Contraindications

It is absolutely prohibited the use of MIO-SONIC in patients with severe arrhythmia or has a pacemaker, with heart disease or severe cardiovascular problems, suffers from epilepsy, phlebitis in place, thrombophlebitis, in feverish state, anxiety or serious illnesses, vein thrombosis, severe osteoporosis, inflammation, arteriopathies (except in case of medical prescription). For treatment of children under 18 years of age, a medical prescription is required and in any case consult your doctor.

## Side effects

By the use of ultrasound may arise momentary inflammations in the treated area, momentary increase of the pain, overdose injuries, reactions of the nervous system or blood clotting. If such symptoms persist suspend the therapy and consult your doctor.

## Warnings

It is recommended:

- to use the device by keeping a distance of at least 3 meters from televisions, monitor, mobile telephones or any other electronic device even if the device doesn't generate and receive any electromagnetic interference by other devices.
- to avoid the use of the device by persons who did not read carefully this manual.
- not to wear metal objects during treatment;
- to use ONLY accessories supplied by device manufacturer.

It is forbidden:

- to use the device in the presence of patient monitoring equipment, of electrosurgical or shortwave or microwave therapy equipment or other equipment that sends electrical impulses into the body and in general in combination to other medical devices, since it could cause problems to the device;
- to use the device by persons known to be unsound-minded, or suffering from sensibility disorders, permanently or temporarily disabled unless assisted by qualified personnel (e.g. a doctor or therapist); by persons younger than 12 years old or not adequately educated about the device use by an adult person;

- to use the device in presence of signs of deterioration of the device itself, cables and/or ultrasound head: please contact the dealer or IACER Srl following the instructions given in the paragraph *Support*. Control carefully the integrity of the device before each use;
- to use the device close to flammable substances/gas/explosives, in environments with high concentrations of oxygen, with aerosol-therapy devices or in wet environments (use of the device is prohibited in bathroom or shower areas or while showering/bathing);
- to use the device while driving or during the operation and control of equipment/machinery;
- the use of the device in hyposensitive areas, on the carotid sinuses (carotid), genitals, near the uterus and abdomen, in the area of the body in which glands are present. Also avoid using the device on the neck and mouth. Finally, avoid treatment with direct exposure of the eye to the ultrasonic beam;
- ***maintain the ultrasound head stationary on one point during the therapy;***
- to use pointed or sharp objects on the device keyboard.

Warning:

- pay attention to use connection cables with children/young people: strangulation danger;
- do not mix connection cables up with earphones or other devices and do not connect the cable to other equipment.
- The device is not intended for outdoor use.

The manufacturer considers himself responsible for the performances, reliability, safety and security of the device only if:

- any addition, modification and/or repair are carried out by authorized personnel;
- the environmental electrical installation to which MIO-SONIC is connected is compliant to the national laws;
- the instructions for use contained in this manual are strictly followed.

Should any foreign materials penetrate the device contact the retailer or manufacturer immediately. If dropped down, check that the housing is not cracked or damaged in any way; if so, contact the retailer or IACER Srl.

Should you notice any changes in the device's performance during treatment, interrupt the treatment immediately and consult the retailer or IACER Srl.



Consult a doctor before using MIO-SONIC with metallic osteosynthesis devices.

**IF YOU HAVE ANY DOUBTS REGARDING THE DEVICE USE CONSULT YOUR DOCTOR.**

## Device use

Clean and disinfect the ultrasound head with a disinfectant solution before and after the use.

To utilize MIO-SONIC:

1. Connect the power supply to the device.



2. Move the switch to the **ON** position: the power indicator (under the written POWER) will illuminate, while the other six will begin to light up alternatively and the head will start to emit a slight hum reporting that the device has automatically preheating mode. When the preset temperature is reached (after about 3 minutes) the six lights will flash 5 times, so the device will enter in standby mode. If the warming feature is not needed, during the automatic warming phase press directly the **MODE** button (see next point 4) and the **TIME** button (see next point 5).




When the device is in **standby** mode, the modulation duty cycle is defaulted at 5% and the (L) indicator light will be illuminated.



**DO NOT APPLY THE ULTRASOUND HEAD TO THE SKIN OF THE PATIENT** during the warming period! The device will automatically exit the head warming feature if any load is detected in the preheating process.

To restart the warming feature, you will have to power off the device and turn it back on again.

3. Wash the area to be treated so that it is free of oil and dirt. Apply a generous layer of ultrasound transmission gel on the treatment area. The gel is fundamental to ensure a correct fit between the treated area and the ultrasound head and so the efficiency of the therapy.



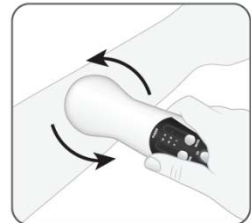
4. Press several times the **MODE** button to select the modulation duty cycle. The mode button has three levels, Low (L, preset), Medium (M) and High (H).



5. Press several times the **TIME** button: the lights will light up in sequence related to the 5-10-15 minutes of therapy and the device will start working. Set the time, the device will start automatically the treatment.



6. Place the ultrasound head on treatment area: is important perform therapy **moving continuously and uniformly the ultrasound head around the treatment area, with slow and circular or vertical movements of at least 7-8 cm.** PROHIBITED MAINTAIN THE ULTRASOUND HEAD STATIONARY IN ONE POINT DURING THE THERAPY.



7. At the end of the therapy all the time lights indicator will shut off. Move the switch on the **OFF** button and unplug the device from its power supply.





8. Clean the ultrasound head from the gel before storing the device and its accessories in the bag. DO NOT IMMERSE THE DEVICE IN WATER!



**N.B.** before storing the device and its accessories in the bag, disconnect the cables. If this does not do, the cables may take excessive folds near the connectors, that can cause a damage of the cables.



**ATTENTION:** it is recommended to use the ultrasound with the intensity set on M. for H intensity is recommended maximum attention in maintaining in continuous moving the ultrasound head. The intensity L corresponds approx. to  $0,08W/cm^2$ , the intensity M approx. to  $0,80W/cm^2$  and intensity H approx. to  $1,6W/cm^2$ .



**ATTENTION:** to ensure the safety of the patient, the device is equipped with a recognition system of correct coupling between the ultrasound head and the patient skin. **In case of non-correct coupling or inadequate contact, the light related to the period of therapy will start light up.**



**ATTENTION:** to ensure the safety of the patient, the device is also equipped of a system for regulating the temperature. **In the case the ultrasound head exceeds  $42^{\circ}C$ , the device will stop the treatment and time indicator light will flash two times;** it will not be possible continue the treatment program until the temperature is below  $40^{\circ}C$ .

### Antalgic and de-contracting treatments

For the details and suggestions about the treatable pathologies with ultrasound please refer to 1-2-3 pages of the PAIN ZONE AND TREATMENTS POINT card included in the manual. In the figures of the table are indicated in **red color** the pain areas, with **blue color** the treatment points (trigger points). *The pain areas may not match with the treatment points, as it is evidenced in some illustrations.*

It is recommended to execute a daily cycle of therapy, with an average duration of 10 minutes each, for a maximum period of 21 days. In case the pain persists, stop for 7 days the treatment and eventually restart another therapy cycle of 21 days.

<b>Pathology</b>	<b>Intensity</b>	<b>Frequency</b>
Headache	L	Daily
Face pain	L	Daily
Mononeuropathy	L-M	Daily
Muscle pain	M-H	Daily
Cervical Rizopathy	L-M	Daily
Neuralgia	M-H	Daily
Sciatalgy	M-H	Daily
Knee pain	M-H	Daily
Trapezium pain	M-H	Daily
Lumbalgy	M-H	Daily
Thigh pain	M-H	Daily
Neck pain	L-M	Daily
Shoulder pain	L-M	Daily
Elbow pain	L-M	Daily
Rheumatic pains	L-M	Daily
Intercostal pains	L-M	Daily
Mestrual pains	L	Daily
Phantom limb pain	L-M	Daily
Hip pain	M-H	Daily
Knee osteoarthritis pain	M	Daily

## Maintenance

If used following the instructions given in this user guide, the equipment does not require any particular kind of maintenance.

It is recommended that IACER Srl carries out a functional test every 24 months. The manufacturer does not consider the MIO-SONIC device repairable by any not authorized personnel. Each operation of the kind perpetuated by personnel not authorized by the manufacturer will be considered as tampering the device, freeing the manufacturer and IACER Srl from granting warranty and from any danger that the user or the operator may be exposed to.

### **CLEANLINESS**

Switch off MIO-SONIC after each therapy session, as well as remove the cable by the specific connector.

Clean the device from dust using a dry soft cloth. Resistant stains can be removed using a sponge soaked in solution of water and alcohol.

Device not subject to sterilization.

#### Note:

- Never use solvents for cleaning. Cleaning agents cause damage to the device.
- Attention to the need for periodic maintenance, especially:
  - inspection of main body for cracks, which may allow the ingress of conductive fluid;
  - inspection of the main cable.

### **TRANSPORTATION AND STORAGE**

#### Precaution for the transportation

There is no particular precaution to be taken during transportation of the device, since MIO-SONIC is a portable device. In any case it is recommended to store MIO-SONIC and its accessories in the supplied carrying bag after each treatment. Protect the device from high temperature, direct daylight and liquids. Keep the device in a fresh and well-ventilated environment.

Don't place any heavy objects on the device.

#### Precaution for the storage

The appliance is protected up to the following environmental conditions:

In operation

temperature	from +5 to + 40 °C
relative humidity	from 30 to 75%
pressure	from 800 to 1060hPa

Inside the supplied carrying bag

temperature	from -10 to +50 °C
relative humidity	from 20 to 93%
pressure	from 700 to 1060hPa

## Troubleshooting

Any type of work on MIO-SONIC must be carried out exclusively by the IACER Srl or by an authorized dealer. In any event, any presumed malfunction of MIO-SONIC must be verified before sending the device to the IACER Srl.

Check the following:

PROBLEM	POSSIBLE CAUSE	SOLUTION
POWER LED fails to light up	The plug of the adaptor is not inserted into the socket properly.	Check the socket operation.
	Network cable not correctly inserted in the registered connector. Network cable worn out and interrupted.	Insert the plug and cable correctly into the device connector. Replace the network cable.
Il LED d'accensione funziona correttamente ma non viene erogato alcun output	Power switch non set to ON.	Check that the switch has been ON.
Some comands don't work regularly.	Time and intensity not set correctly.	Check and reset the desired values.
	Defective keys and buttons. Failure electronic control circuit.	Contact IACER Srl
The device works properly, but there is	Possible head failure.	Contact IACER Srl

PROBLEM	POSSIBLE CAUSE	SOLUTION
a noticeable drop in the effectiveness of the treatment.	Possible failure of the device current generator circuit.	

## Disposal

The MIO-SONIC device was designed and engineered to have minimal negative environmental impact, in consideration of its performance and safety requirements, following the disposition given by the European Directive 2012/19/EU, regarding the waste of electrical and electronic equipment.

Rigorous standards were followed in order to minimize the amount of waste, use of toxic materials, noise, non-required radiation and energy consumption. A deep research on the optimization of machine performances guarantees a significant consumption's reduction, in accordance to the saving energy principles.



This symbol means that the product shall not be disposed as domestic waste.

The correct disposal of obsolete equipment, accessories and most of all of batteries contributes in preventing possible negative consequences on human and environmental health.

The user must dispose of scrap equipment by taking it to a recognized center for recycling of electrical and electronic equipment.

For further information on the obsolete equipment disposal please contact the dedicated disposal service or the shop in which the device was bought.

## Warranty

MIO-SONIC is covered under warranty for 2 years (two) starting from the date of purchase of the electronic parts, when used in accordance with the instructions provided in the manual. The parts subject to wear and tear are excluded by the warranty, unless there are obvious manufacturing defects. The warranty is void in case of tampering of the device and in case of intervention on the same by personnel not authorized by IACER Srl or by the authorized dealer.

*The warranty conditions are those described in the following paragraph Warranty conditions. The warranty is provided by IACER.*

In the event of subsequent warranty intervention, the equipment must be packaged so as to avoid damage during transport and sent to IACER Srl together with all accessories.

To be eligible for warranty work, the purchase must send the appliance with the receipt or invoice proving the correct origin of the product and the date of purchase.

### **Warranty conditions**

- 1) Should assistance be needed, enclose the purchasing receipt when sending the device to IACER Srl.
- 2) The warranty period (2 years) is valid only on the electronic parts. The warranty will be granted by the shop or by IACER Srl.
- 3) The warranty covers only the product damages, which causes its malfunctioning.
- 4) Warranty means that only the manufacturing defect components or material are covered by reparation or free substitution, hand work included.
- 5) Warranty is not applied to damages caused by negligence or use not compliant to the given instructions, by intervention on the device from personnel not authorized, accidental causes or negligence from the purchaser.
- 6) Warranty is not applied in case of damages caused by unsuitable power supplies.
- 7) Warranty does not apply to wearing parts.
- 8) Warranty does not include transportation costs which have to be covered by the purchaser.
- 9) After the warranty period (2 years) the warranty is no more applicable. In this case all the assistance interventions will be performed by debiting the costs of the substitution of the parts, the hand work and the transportations costs.
- 10) The court of Venice has exclusive jurisdiction over any dispute.

### **Support**

IACER Srl is the one and only allowed to operate with technical assistance. For any technical assistance contact:

**I.A.C.E.R. S.r.l.**

Via Enzo Ferrari, 2 • 30037 Scorzè (VE)

Tel. 041.5401356 • Fax 041.5402684

Technical documentation related to repairable parts could be attached, but only after company authorization and only after having given adequate instruction to the intervention personnel.

## Spare part

IACER Srl shall make available at any time the original spare parts for the equipment. Please contact:

**I.A.C.E.R. S.r.l.**

Via Enzo Ferrari, 2 • 30037 Scorzè (VE)

Tel. 041.5401356 • Fax 041.5402684

In order to preserve the warranty, the functionality and the security and safety of the product, it is highly recommended to use exclusively the spare parts given by IACER Srl.

## Electromagnetic interferences and electromagnetic compatibility tables

The MIO-SONIC equipment has been designed and manufactured according to the TECHNICAL STANDARD on ELECTROMAGNETIC COMPATIBILITY legislation EN 60601-1-2:2015 with the aim of providing adequate protection from harmful interference when installed in homes and health establishments.

According to operating principles the device does not generate significant radio frequency energy and is adequately immune to radiated electromagnetic fields: under such conditions it does not detrimentally harmful interfere with radio-electric communications, electro-medical equipment for monitoring, diagnosis, therapy and surgery, office electronic devices such as computers, printers, photocopiers, fax machines, etc. or any electric or electronic equipment used in these environments, as long as the equipment complies with the ELECTROMAGNETIC COMPATIBILITY directive.

In any case, in order to avoid any interference problems, it is recommended to use the therapy equipment enough far away from critical equipment for monitoring vital patient functions, and to be careful when applying therapy to patients with pacemakers. In any case it is recommended to use the equipment at least at 3 meters away from televisions, monitors, cellphones or any other electronic equipment.

MIO-SONIC. All rights reserved MIO-SONIC and the logo  are property exclusively of I.A.C.E.R. Srl and registered.  
**Edition: MNPG549-00 of the 30/04/2024**



**TABELLE DI COMPATIBILITÀ ELETTROMAGNETICA – ELECTROMAGNETIC COMPATIBILITY TABLES**

<b>Guida e dichiarazione del costruttore – EMISSIONI ELETTROMAGNETICHE – PER TUTTI GLI APPARECCHI ED I SISTEMI</b> <i>Guidance and manufacturer's declaration – ELECTROMAGNETIC EMISSIONS – FOR ALL EQUIPMENT AND SYSTEMS</i>		
<p>Il MIO-SONIC è previsto per funzionare nell'ambiente elettromagnetico sotto specificato. Il cliente o l'utilizzatore di MIO-SONIC deve garantire che esso venga usato in tale ambiente.</p> <p><i>The MIO-SONIC is intended for use in the electromagnetic environment specified below. The customer or the user of the MIO-SONIC should assure that it is used in such an environment.</i></p>		
<b>Prova di emissione</b> <i>Emissions Test</i>	<b>Conformità</b> <i>Compliance</i>	<b>Ambiente elettromagnetico – Guida</b> <i>Electromagnetic environment - guidance</i>
Emissioni RF <i>RF emissions</i> CISPR 11	Gruppo 1 <i>Group 1</i>	<p>Il MIO-SONIC utilizza energia RF solo per il suo funzionamento interno. Perciò le sue emissioni RF sono molto basse e verosimilmente non causano nessuna interferenza negli apparecchi elettronici vicini</p> <p><i>The MIO-SONIC uses RF energy only for its internal function. Therefore, its RF emissions are very low and are not likely to cause any interference in nearby electronic equipment.</i></p>
Emissioni RF <i>RF emissions</i> CISPR 11	Classe B <i>Class B</i>	<p>Il MIO-SONIC è adatto per l'uso in tutti i locali compresi quelli domestici e quelli collegati direttamente ad un'alimentazione di rete pubblica a bassa tensione che alimenta edifici usati per scopi domestici.</p> <p><i>The MIO-SONIC is suitable for domestic establishment and in establishment directly connected to the public low-voltage power supply network that supplies buildings used for domestic purposes.</i></p>
Emissioni armoniche <i>Harmonics emissions</i> IEC 61000-3-2	Classe A <i>Class A</i>	
Emissioni di fluttuazioni di tensione/flicker <i>Voltage fluctuation/flicker emissions</i> IEC 61000-3-3	Conforme <i>Compliant</i>	

**Guida e dichiarazione del costruttore – IMMUNITÀ ELETTROMAGNETICA – PER TUTTI  
GLI APPARECCHI ED I SISTEMI**  
**Guidance and manufacturer's declaration – ELECTROMAGNETIC IMMUNITY – FOR  
ALL EQUIPMENT AND SYSTEMS**

Il MIO-SONIC è previsto per funzionare nell'ambiente elettromagnetico sotto specificato. Il cliente o l'utilizzatore di MIO-SONIC deve garantire che esso venga usato in tale ambiente.  
*The MIO-SONIC is intended for use in the electromagnetic environment specified below. The customer or the user of the device should assure that it is used in such an environment*

<b>Prova di immunità</b> <i>Immunity test</i>	<b>Livello di prova</b> <i>Test level</i> IEC 60601	<b>Livello di conformità</b> <i>Compliance level</i>	<b>Ambiente elettromagnetico – Guida</b> <i>Electromagnetic environment - guide</i>
Scarica elettrostatica (ESD) <i>Electrostatic discharge (ESD)</i> IEC 61000-4-2	±8kV a contatto/ <i>in contact</i> ±15kV in aria/ <i>on air</i>	±8kV a contatto/ <i>in contact</i> ±15kV in aria/ <i>on air</i>	I pavimenti devono essere in legno, calcestruzzo o in ceramica. Se i pavimenti sono ricoperti di materiale sintetico, l'umidità relativa dovrebbe essere almeno 30%. <i>Floors should be wood, concrete or ceramic tile. If floors are covered with synthetic material, the relative humidity should be at least 30%.</i>
Transitori/treni elettrici veloci <i>Electrical fast transient/burst</i> IEC 61000-4-4	±2kV per le linee di alimentazione di potenza <i>for power supplies lines</i>	±2kV per le linee di alimentazione di potenza <i>for power supplies lines</i>	La qualità della tensione di rete dovrebbe essere quella di un tipico ambiente commerciale o ospedaliero. <i>Mains power quality should be that of a typical commercial or hospital environment.</i>
Sovratensioni <i>overvoltage</i> IEC 61000-4-5	±1kV linea(e) – linee / <i>Line(s) to line</i> ±2kV linea(e) – terra / <i>Line(s) to earth</i>	±1kV linea(e) – linee / <i>Line(s) to line</i> ±2kV linea(e) – terra / <i>Line(s) to earth</i>	La qualità della tensione di rete dovrebbe essere quella di un tipico ambiente commerciale o ospedaliero. <i>Mains power quality should be that of a typical commercial or hospital environment.</i>
Buchi di tensione, brevi interruzioni e variazioni di tensione sulle linee di ingresso dell'alimentazione	<5% $U_T$ (>95% buco in / <i>dip in <math>U_T</math></i> ) per / <i>for</i> 0,5 cicli / <i>cycles</i>	<5% $U_T$ (>95% buco in / <i>dip in <math>U_T</math></i> ) per / <i>for</i> 0,5 cicli / <i>cycles</i>	La qualità della tensione di rete dovrebbe essere quella di un tipico ambiente commerciale o ospedaliero. Se l'utilizzatore di MIO-SONIC richiede un funzionamento continuato

**Guida e dichiarazione del costruttore – IMMUNITÀ ELETTROMAGNETICA – PER TUTTI GLI APPARECCHI ED I SISTEMI**

**Guidance and manufacturer's declaration – ELECTROMAGNETIC IMMUNITY – FOR ALL EQUIPMENT AND SYSTEMS**

Il MIO-SONIC è previsto per funzionare nell'ambiente elettromagnetico sotto specificato. Il cliente o l'utilizzatore di MIO-SONIC deve garantire che esso venga usato in tale ambiente.

*The MIO-SONIC is intended for use in the electromagnetic environment specified below. The customer or the user of the device should assure that it is used in such an environment*

<b>Prova di immunità</b> <i>Immunity test</i>	<b>Livello di prova</b> <i>Test level</i> <b>IEC 60601</b>	<b>Livello di conformità</b> <i>Compliance level</i>	<b>Ambiente elettromagnetico – Guida</b> <i>Electromagnetic environment - guide</i>
<i>Voltage dips, short interruptions and voltage variations on power supply input lines</i>  IEC 61000-4-11	40% $U_T$ (60% buco in / dip in $U_T$ ) per / for 5 cicli / cycles  70% $U_T$ (30% buco in / dip in $U_T$ ) per / for 25 cicli / cycles  <5% $U_T$ (>95% buco in / dip in $U_T$ ) per/ for 5s	40% $U_T$ (60% buco in / dip in $U_T$ ) per / for 5 cicli / cycles  70% $U_T$ (30% buco in / dip in $U_T$ ) per / for 25 cicli / cycles  <5% $U_T$ (>95% buco in / dip in $U_T$ ) per/ for 5s	anche durante l'interruzione della tensione di rete, si raccomanda di alimentare il MIO-SONIC con un gruppo di continuità (UPS) o con batterie. <i>Main power quality should be that of a typical commercial or hospital environment. If the user of MIO-SONIC requires continued operation during power mains interruptions, it is recommended that MIO-SONIC be powered from an uninterruptible power supply (UPS) or a battery.</i>
Campo magnetico a frequenza di rete (50/60 Hz) <i>Power frequency (50/60 Hz) magnetic field</i>  IEC 61000-4-8	30A/m	30A/m	I campi magnetici a frequenza di rete dovrebbero avere livelli caratteristici di una località tipica in ambiente commerciale o ospedaliero. <i>Power frequency magnetic fields should be at levels characteristic of a typical location in a typical commercial or hospital environment</i>

Nota:  $U_T$  è la tensione di rete in c.a. prima dell'applicazione del livello di prova.

*Note:  $U_T$  is the A.C. mains voltage prior to application of the test level.*

**Guida e dichiarazione del costruttore – IMMUNITÀ ELETTROMAGNETICA – PER GLI APPARECCHI ED I SISTEMI CHE NON SONO DI SOSTENTAMENTO DI FUNZIONI VITALI**  
**Guidance and manufacturer's declaration – ELECTROMAGNETIC IMMUNITY – FOR EQUIPMENT AND SYSTEMS THAT ARE NOT LIFE-SUPPORTING**


Il MIO-SONIC è previsto per funzionare nell'ambiente elettromagnetico sotto specificato. Il cliente o l'utilizzatore del MIO-SONIC deve garantire che esso venga usato in tale ambiente.  
*The device is intended for use in the electromagnetic environment specified below. The customer or the user of the device should assure that it is used in such an environment.*

<b>Prova di immunità</b> <i>Immunity test</i>	<b>Livello di prova</b> <i>Test level</i> IEC 60601	<b>Livello di conformità</b> <i>Conformity level</i>	<b>Ambiente elettromagnetico – Guida</b> <i>Electromagnetic environment - guide</i>
--	---	---	--


Gli apparecchi di comunicazione a RF portatili e mobili non dovrebbero essere usati vicino a nessuna parte del dispositivo, compresi i cavi, eccetto quando sono rispettate le distanze di separazione raccomandate, calcolate dall'equazione applicabile alla frequenza del trasmettitore.  
*Portable and mobile RF communications equipment should not be used near any part of the device, including cables, except when the recommended separation distance is respected, calculated from the equation applicable to the frequency of the transmitter.*

**Distanza di separazione raccomandata – Recommended separation distance**

RF condotta <i>Conducted RF</i> IEC 61000-4-6	3V <sub>eff</sub> da 150kHz a 80MHz <i>from 150kHz to 80MHz</i>	3V <sub>eff</sub> da 150kHz a 80MHz <i>from 150kHz to 80MHz</i>	$d = 1,2 \sqrt{P}$ da 150kHz a 80MHz <i>from 150kHz to 80MHz</i>
RF irradiate <i>Radiated RF</i> IEC 61000-4-3	10V/m da 80MHz a 2,7GHz <i>from 80MHz to 2,7GHz</i>	10V/m da 80MHz a 2,7GHz <i>from 80MHz to 2,7GHz</i>	$d = 0,35 \sqrt{P}$ da 80MHz a 800MHz <i>from 80MHz to 800MHz</i> $d = 0,7 \sqrt{P}$ da 800MHz a 2,7GHz <i>from 800MHz to 2,7GHz</i>

ove P è la potenza massima nominale d'uscita del trasmettitore in Watt (W) secondo il costruttore del trasmettitore e d è la distanza di separazione raccomandata in metri (m). Le intensità di campo dei trasmettitori a RF fissi, come determinato da un'indagine elettromagnetica<sup>a</sup> del sito potrebbe essere minore del livello di conformità in ciascun intervallo di frequenza<sup>b</sup> Si può verificare interferenza in prossimità di apparecchi contrassegnati dal seguente simbolo: 

*Where P is the maximum output power rating of the transmitter in watts (W) according to the transmitter manufacturer and d is the recommended separation distance in metres (m). Field strengths from fixed RF transmitters, as determined by an electromagnetic site survey<sup>a</sup>, should be less than the compliance level in each frequency range<sup>b</sup>.*

*Interference may occur in the vicinity of equipment marked with the symbol above:* 

Note:

(1) A 80MHz e 800MHz; si applica l'intervallo di frequenza più alto.

**Guida e dichiarazione del costruttore – IMMUNITÀ ELETTROMAGNETICA – PER GLI APPARECCHI ED I SISTEMI CHE NON SONO DI SOSTENTAMENTO DI FUNZIONI VITALI**  
***Guidance and manufacturer's declaration – ELECTROMAGNETIC IMMUNITY – FOR EQUIPMENT AND SYSTEMS THAT ARE NOT LIFE-SUPPORTING***

Il MIO-SONIC è previsto per funzionare nell'ambiente elettromagnetico sotto specificato. Il cliente o l'utilizzatore del MIO-SONIC deve garantire che esso venga usato in tale ambiente.

*The device is intended for use in the electromagnetic environment specified below. The customer or the user of the device should assure that it is used in such an environment.*

*At 80 MHz and 800 MHz, the higher frequency range applies.*

- (2) Queste linee guida potrebbero non applicarsi in tutte le situazioni. La propagazione elettromagnetica è influenzata dall'assorbimento e dalla riflessione di strutture, oggetti e persone.

*Electromagnetic propagation is affected by absorption and reflection from structures, objects and people.*

- a) Le intensità di campo per trasmettitori fissi come le stazioni base per radiotelefoni (cellulari e cordless) e radiomobili terrestri, apparecchi di radioamatori, trasmettitori radio in AM e FM e trasmettitori TV non possono essere previste teoricamente e con precisione. Per valutare un ambiente elettromagnetico causato da trasmettitori RF fissi, si dovrebbe considerare un'indagine elettromagnetica del sito. Se l'intensità di campo misurata nel luogo in cui si usa un MIO-SONIC, supera il livello di conformità applicabile di cui sopra, si dovrebbe porre sotto osservazione il funzionamento normale del MIO-SONIC. Se si notano prestazioni anormali, possono essere necessarie misure aggiuntive come un diverso orientamento o posizione del MIO-SONIC.

*Field strengths from fixed RF transmitters, such as base stations for radio (cellular/cordless) telephones and land mobile radios, amateur radio, AM and FM radio broadcast and TV broadcast cannot be predicted theoretically with accuracy. To assess the electromagnetic environment due to fixed RF transmitters, an electromagnetic site survey should be considered. If the measured field strength in the location in which MIO-SONIC is used exceeds the applicable RF compliance level above, MIO-SONIC should be observed to verify normal operation. If abnormal performance is observed, additional measures may be necessary, such as re-orienting or relocating MIO-SONIC.*

- b) L'intensità di campo nell'intervallo di frequenza da 150kHz a 80MHz dovrebbe essere minore di 3V/m.

*Over the frequency range 150kHz to 80MHz, field strengths should be less than 3V/m.*

**Distanze di separazione raccomandate tra apparecchi di radiocomunicazione portatili e mobili per MIO-SONIC che non sono di sostentamento delle funzioni vitali**  
**Recommended separation distances between portable and mobile RF communications equipment for MIO-SONIC that are not life-supporting**

Il MIO-SONIC è previsto per funzionare in un ambiente elettromagnetico in cui sono sotto controllo i disturbi irradiati RF. Il cliente o l'operatore del MIO-SONIC possono contribuire a prevenire interferenze elettromagnetiche assicurando una distanza minima fra gli apparecchi di comunicazione mobili e portatili a RF (trasmettitori) e il MIO-SONIC come sotto raccomandato, in relazione alla potenza di uscita massima degli apparecchi di radiocomunicazione.

*MIO-SONIC is intended for use in an electromagnetic environment in which radiated RF disturbances are controlled. The customer or the user of MIO-SONIC can help prevent electromagnetic interference by maintaining a minimum distance between portable and mobile RF communications equipment (transmitters) and MIO-SONIC as recommended below, according to the maximum output power of the communications equipment.*

Potenza di uscita massima del trasmettitore specificata (W) <i>Rated maximum output power of transmitter (W)</i>	Distanza di separazione alla frequenza del trasmettitore (m) <i>Separation distance according to the frequency of the transmitter (m)</i>		
	<i><math>d = 1,2 \sqrt{P}</math> da 150kHz a 80MHz from 150kHz to 80 MHz</i>	<i><math>d = 0,35 \sqrt{P}</math> a 80MHz a 800MHz from 80MHz to 800 MHz</i>	<i><math>d = 0,7 \sqrt{P}</math> a 800MHz a 2,7GHz from 800MHz to 2,7GHz</i>
0.01	0.12	0.04	0.07
0.1	0.38	0.11	0.22
1	1.2	0.35	0.7
10	3.8	1.1	2.2
100	12	3.5	7

Per i trasmettitori con potenza nominale massima di uscita sopra non riportata, la distanza di separazione raccomandata  $d$  in metri (m) può essere calcolata usando l'equazione applicabile alla frequenza del trasmettitore, dove  $P$  è la potenza massima nominale d'uscita del trasmettitore in watt (W) secondo il fabbricante del trasmettitore.

*For transmitters rated at a maximum output power not listed above, the recommended separation distance  $d$  in metres (m) can be determined using the equation applicable to the frequency of the transmitter, where  $P$  is the maximum output power rating of the transmitter in watts (W) according to the transmitter manufacturer.*

**Note**

- (1) A 80MHz e 800MHz, si applica l'intervallo della frequenza più alto.  
*At 80MHz and 800MHz, the separation distance for the higher frequency range applies.*
- (2) Queste linee guida potrebbero non applicarsi in tutte le situazioni. La propagazione elettromagnetica è influenzata dall'assorbimento e dalla riflessione di strutture, oggetti e persone.  
*These guidelines may not apply in all situations. Electromagnetic propagation is affected by absorption and reflection from structures, objects and people.*

# I-TECH

## MEDICAL DIVISION



### **I.A.C.E.R. S.r.l.**

Via Enzo Ferrari 2 - 30037, Scorzè (VE) - Italy  
Tel.: (+39) 041 540 13 56 | Email: [iacer@iacer.it](mailto:iacer@iacer.it)

[www.itechmedicaldivision.com](http://www.itechmedicaldivision.com)

Share Capital: € 1.000.000 fully paid-up  
Tax Code / VAT Number: IT 00185480274  
Certified email: [iacer@pec.it](mailto:iacer@pec.it) | SDI: SUBM70N