



GIMA

PROFESSIONAL MEDICAL PRODUCTS

**DINAMOMETRO SMEDLEY PER LA MANO -
alluminio**
**SMEDLEY HAND DYNAMOMETER -
aluminium**
**DYNAMOMÈTRE MANUEL SMEDLEY -
aluminium**
**DINAMÓMETRO DE MANO SMEDLEY-
aluminio**

Manuale d'uso - User manual
Manuel de l'utilisateur - Guía de uso

Le misure si intendono indicative
The measures are intended as indicative
Les mesures sont destinées à être indicatives
Las medidas tienen carácter indicativo

ATTENZIONE: *Gli operatori devono leggere e capire completamente questo manuale prima di utilizzare il prodotto.*

ATTENTION: *The operators must carefully read and completely understand the present manual before using the product.*

AVIS: *Les opérateurs doivent lire et bien comprendre ce manuel avant d'utiliser le produit.*

ATENCIÓN: *Los operadores tienen que leer y entender completamente este manual antes de utilizar el producto.*

GIMA 28791

Fabbricante, Manufacturer, Fabricante, Fabricante:
JIMCO INDUSTRIES
4-KM Aimen Abad Road Near Akbar Abad Chowk Bhadal,
Sialkot-51310-Punjab - Pakistan - info@jimcoind.com
Made in Pakistan

REF RE-100-10

Importato da / Imported by / Importé par/ Importado por:
Gima S.p.A.
Via Marconi, 1 - 20060 Gessate (MI) Italy
gima@gimaitaly.com - export@gimaitaly.com
www.gimaitaly.com



About Smedley hand dynamometer

The Smedley spring-type dynamometer has been used successfully for many years to measure grip strength. Adjustable handle comfortably accommodates any hand size. Unit is calibrated in both pounds and kilograms.

Force indication pointer remains at maximal force until reset. To reset, simply rotate pointer counter-clockwise until it rests against the zero pin.

Force Range: Measures from zero up to 220 pounds (100 kilograms).

Use the child size (110 lb. maximal force reading) for smaller forces and higher resolution. Resolution and Precision Measurement gradations are every five pounds (within black outer ring) and are every 2 kilograms (within white inner ring).

Care: For continued use of the dynamometer for years to come be sure to take good care of it. Keep unit in protective carrying case when not in use to prevent water damage and accidental dropping.

Wipe off any water or liquid that might get on dynamometer to prevent the spring from rusting.



USING THE SMEDLEY HAND DYNAMOMETER

Grip Size To size grip, open latch on right side of dynamometer so grip could rotate freely.

Rotate grip clockwise for larger grip and counter-clockwise for smaller grip. As a grip size reference, measure the distance between grip base and base of frame. Record this measurement.

When appropriate grip size is reached, close latch and administer grip test.

Tests should not be administered while grip can rotate freely. Grip size should always be the same for a single individual. Procedure when administering grip strength tests, face gauge outward, facing away from patient.

Stabilize patient's arm and instruct patient to gradually increase effort until maximal effort is attained. This might take three seconds or so. Record reading and reset dial. Repeat test three times, allowing the patient a brief period to rest between each trial and use.





INDICATION OF USE & PRECAUTIONS

Those devices are designed for professional use by qualified operators with necessary skills. The use of the product involves direct contact with patient's skin; always wear protective gloves, do not use on dull skin, handle carefully to avoid accidental abrasion. Clean and sterilize before each use; use neutral non-aggressive disinfectant solution (PH7), do not use solutions containing chloride ions or high alcohol content. This product is intended to provide easy-to-read indicative measurements.

GIMA WARRANTY TERMS

The Gima 12-month standard B2B warranty applies

Simboli / Symbols / Symboles / Simbolos

	<p>IT - Attenzione: Leggere e seguire attentamente le istruzioni (avvertenze) per l'uso GB - Caution: read instructions (warnings) carefully FR - Attention: lisez attentivement les instructions (avertissements) ES - Precaución: lea las instrucciones (advertencias) cuidadosamente</p>	 <p>IT - Conservare al riparo dalla luce solare GB - Keep away from sunlight FR - À conserver à l'abri de la lumière du soleil ES - Conservar al amparo de la luz solar</p>	<div style="border: 1px solid black; padding: 2px; display: inline-block;">LOT</div>	<p>IT - Numero di lotto GB - Lot number FR - Numéro de lot ES - Número de lote</p>
	<p>IT - Leggere le istruzioni per l'uso GB - Consult instructions for use FR - Consulter les instructions d'utilisation ES - Consultar las instrucciones de uso</p>	 <p>IT - Conservare in luogo fresco e asciutto GB - Keep in a cool, dry place FR - À conserver dans un endroit frais et sec ES - Conservar en un lugar fresco y seco</p>	<div style="border: 1px solid black; padding: 2px; display: inline-block;">REF</div>	<p>IT - Codice prodotto GB - Product code ES - Código producto FR - Code produit</p>