

IT - MANIPOLO STERILE MONOUSO PER ELETTROCHIRURGIA
EN - DISPOSABLE STERILE PENCIL FOR ELECTROSURGERY
FR - MANCHE ELECTRO-CHIRURGICAL DISPOSABLE STÉRILE
DE - STERILER EINMAL-ELEKTRODENHANDGRIFF FÜR DIE ELEKTROCHIRURGIE
ES - MANGO DE ELECTROCIRUGÍA ESTÉRIL DESECHABLE
PT - PUNHO ESTÉRIL DESCARTÁVEL PARA ELETROCIRURGIA
RU - АКЦЕССУАРЫ ДЛЯ ЭЛЕКТРОХИРУРГИИ, РУЧКА-ДЕРЖАТЕЛЬ ДЛЯ
ЭЛЕКТРОХИРУРГИИ
EL - ΑΠΟΣΤΕΙΡΩΜΕΝΗ ΛΑΒΉ ΔΙΑΘΕΡΜΪΑΣ ΜΙΑΣ ΧΡΉΣΕΩΣ
NL - STERIEL WEGWERPPOTLOOD VOOR ELEKTROCHIRURGIE
DA - STERILT DIATERMIHÅNDTAG, ENGANGS
RO - MANER CU ELECTROD BISTURIU PENTRU ELECTROCHIRURGIE
(UNICA FOLOSINTA/STERIL)
PL - UCHWYT JEDNORAZOWY STERYLNY DO ELEKTROCHIRURGII
TR - ELEKTROCERRAHI İÇİN TEK KULLANIMLIK STERIL KALEM
HU - STERIL, EGYSZER HASZNÁLATOS KÉTKAPCSOLÓS NYÉL
FI - KERTAKÄYTTÖINEN STERIILI KÄSIKAHVA SÄHKÖKIRURGIAAN
ET - ÜHEKORDNE STERIILNE DIATERMIA KÄEPIDE
LV - VIENREIZLIETOJAMS STERILS UZGALIS ELEKTROKIRURĢIJAI
CS - JEDNORÁZOVÁ STERILNÍ TUŽKA PRO ELEKTROCHIRURGII
SK - JEDNORAZOVÉ STERILNÉ PERO PRE ELEKTROCHIRURGIU
BG - ЕДНОКРАТНА СТЕРИЛНА РЪКОХВАТКА ЗА ЕЛЕКТРОХИРУРГИЯ
HR - JEDNOKRATNI, STERILNI "MINI" KAUTER ZA ELEKTROKIRURGIJU
SL - STERILNI ELEKTROKIRURŠKI ROČNIK ZA ENKRATNO UPORABO
AR - قلم لجهاز الكى والقطع الكهربائي الجراحي معقم للاستعمال مرة واحد



INSTRUCTIONS FOR USE

MANUAL HANDPIECES (SERIES F479X) HANDPIECES WITH FOOT CONTROL (SERIE F4390)

WARNINGS

- The product is disposable and sterilised with EO gas. Do not reuse. Reusing the product may lead to: possible presence of biological residues that may cause cross-infections; alteration of materials; loss of initial functional features of product.
- Sterility is not guaranteed if the package has been opened and/or damaged.
- Do not use after the expiration date. Sterility is not guaranteed.
- After checking the integrity of the package, please check its content; in case of visible damages or defects, do not use the product and return it to FIAB.
- Keep the products away from flammable materials: their accidental activation and heat might cause a fire.
- The devices are to be used by trained healthcare professionals in electrosurgical procedures.
- For the use of the generator, handpieces, neutral plates, cables and other accessories, please refer to the instructions for use supplied by the manufacturer.
- **NB** Pacemakers may be damaged by an electrosurgical current. Do not expose a patient wearing a pacemaker to an electrosurgical current without first consulting a cardiologist.

INDICATIONS

Tissue cut and coagulation, during an electrosurgical procedure, using a compatible high-frequency generator.

MAXIMUM APPLICABLE VOLTAGE 9kVpp

PREPARATIONS AND CONNECTIONS

Make sure that the electrode and the extension (if any) are stably inserted in the handpiece housing. When replacing the electrode and/or extension, make sure that the handpiece is not connected to the generator or that the generator is turned off (in standby).

Connect the handpiece and foot switch to the high-frequency generator (for models with foot control). Make sure that the active cable is not directly in contact with the patient's skin and that it is not tangled.

NB: If the patient is repositioned, always re-check connections.

PRELIMINARY OPERATION CHECK

Manual handpieces: (1) Connect the neutral plate to the patient (2) Connect the handpiece to the electrosurgical knife (3) Turn the electrosurgical knife on and select the 0 Watt output in the cut and coagulation function (4) Keep the handpiece away from people and objects and activate the CUT function (5) Check that the electrosurgical knife signals the activation of the CUT function (6) Repeat steps 4 and 5 to check the COAG function. Handpieces with foot control: to check their operation, please refer to the instructions of use of the generator.

USE

Manual handpieces: to activate the cut mode, press the yellow button (CUT); to activate the coagulation mode, press the blue button (COAG). Handpieces with foot control: to activate the handpiece, please refer to the instructions of use of the generator.

During the procedure, always select the lowest power level. If the coagulation capacity of the electrode is below standard, do not increase the high-frequency output before checking:

- The proper positioning of the neutral plate;

- The proper insertion of cables and of their connectors;
- The proper activation of (manual or foot control) operation keys;
- That there are no damages to cable insulation;
- That the electrode and extension (if any) are not dirty.

STORAGE



















The product must be stored in its original package at the environmental conditions (temperature and relative humidity) specified on the pouch's label. Putting external heavy weights on the package could damage the product.

GENERAL NOTES

If a serious incident occurs while using this device or as a result of its use, please report it to the manufacturer and to your national authority. For any malfunction or defect of the device, inform the Manufacturer's Quality Service.

WASTE DISPOSAL

Waste coming from health facilities must be disposed of according to the regulation in force. Always discard in approved containers, for sharp objects with potential biological risk. Dispose the product without applying the needle's protective tube again, to avoid injuries.

	Compliant with current European legislation on Medical Devices		Medical Device		Consult instructions for use		Catalogue number
	Batch code		Date of manufacture		Use by		Do not reuse
	Sterilized using ethylene oxide		Do not use if package is damaged		Does not contain natural rubber latex		Keep away from sunlight
	Humidity limitation		Temperature limitation		Manufacturer		Quantity of pieces
	Identificativo unico del dispositivo		Single sterile barrier system with protective packaging inside				

FR MANCHE ELECTRO-CHIRURGICAL DISPOSABLE STÉRILE

MODE D'EMPLOI

**MANCHES PORTE-ÉLECTRODES À COMMANDE MANUELLE (SÉRIE F479X)
MANCHES PORTE-ÉLECTRODES PAR PÉDALE (SÉRIE F4390)**

INSTRUCTIONS

- Produit jetable stérilisé à l'oxyde d'éthylène. Ne pas réutiliser. La réutilisation pourrait entraîner: des infections croisées dues à la présence de résidus biologiques; l'altération des matériaux; la perte des propriétés originales du produit.
- La stérilité n'est pas garantie si l'emballage a été ouvert et/ou endommagé.
- Ne pas utiliser après la date de péremption. La stérilité n'est pas garantie.
- Après avoir contrôlé l'intégrité de l'emballage, en vérifier le contenu ; en cas de dommages ou de défauts visibles, ne pas utiliser le produit et le renvoyer à FIAB.



Via Costoli, 4 - 50039 - Vicchio (Florence, Italy) - www.fiab.it



52502394IU9B / 2022-04