



# GIMA

PROFESSIONAL MEDICAL PRODUCTS

## **MANIPOLO MB MONOUSO SINGLE USE MB HANDLE PIECE A MAIN MB JETABLE MANGO MB DESCARTABLE**

**Manuale d'uso - User manual  
Instruction de fonctionnement - Manual de uso**

**REF** 30553



Tecno Instruments Pvt. Ltd.  
316C Small Industrial Estate  
Sialkot, 51340 (PAKISTAN)

**EC REP**

Obelis s.a.  
Bd. General Wahis 53  
1030 Brussels (BELGIUM)

**CE** 1639



Importato da / Imported by / Importé par / Importado por:  
Gima S.p.A.  
Via Marconi, 1 - 20060 Gessate (MI) Italy  
gima@gimaitaly.com - export@gimaitaly.com  
www.gimaitaly.com



**STERILE EO**

***DESCRIPTION/INTENDED USE:***

These devices are single-use supplied sterile. Check plug matching on generator base and connect. Press CUT/yellow button for cutting and COAG/blue button for coagulation.

***CONTRAINDICATIONS:***

These devices should never be used when:

- There is visible evidence of damage to the exterior of the device such as cracked plastic or connector damage.
- These devices fail the inspection described herein.
- In the presence of flammable gases, liquids, and/or oxygen enriched environments.

***SAFETY TIPS:***

- Use lowest possible power setting on electrosurgical unit capable of achieving desired surgical effect.
- Never allow the cables connected to these devices to be in contact with skin of the patient or operator during electrosurgical activations.
- Do not permit the cables connected to these devices to be parallel and in close proximity to the leads of other electrical devices.
- Always place unused electrosurgical accessories in a safe insulated location such as a holster when not in use.
- Inspect and test each device before each use.
- Discard devices that have reached their life expectancy.

- Activation of an electrosurgical device when not in contact with target tissue or in position to deliver energy to target tissue (fulguration) may cause capacitive coupling.















### **INSPECTION:**

These devices should be inspected before and after each use. Visually examine the devices for obvious physical damage including:

- Cracked, broken or otherwise distorted plastic parts.
- Broken or significantly bent connector contacts.
- Damage including cuts, punctures, nicks, abrasion, unusual lumps, significant discoloration.
- Tips for damage, corrosion or misalignment condition.

### **STORAGE & HANDLING:**

These devices must be stored in a clean, cool and dry area. Protect from mechanical damage and direct sunlight. Handle with extreme care.

	Keep away from sunlight		Keep in a cool, dry place		Temperature limit
	Caution: read instructions (warnings) carefully		Medical Device complies with Directive 93/42/EEC		Product code
	Manufacturer		Consult instructions for use		Lot number
	Date of manufacture		Expiration date		Authorized representative in the European community
	Disposable device, do not re-use		Sterilized using ethylene oxide		

### **GIMA WARRANTY TERMS**

The Gima 12-month standard B2B warranty applies.