



GIMA

PROFESSIONAL MEDICAL PRODUCTS

**PINZE E FORBICI MONOPOLARI
MONOPOLAR FORCEPS AND SCISSORS
FORCEPS ET CISEAUX MONOPOLAIRES
MONOPOLARE PINZETTEN UND SCHERE
PINZAS Y TIJERAS MONOPOLARES
PINÇAS E TESOURAS MONOPOLARES
ΜΟΝΟΠΟΛΙΚΟ ΛΑΒΙΔΕΣ ΨΑΛΙΔΙΑ**

REF 30611 - 30612 - 30613 - 30614 - 30615



Tecno Instruments Pvt. Ltd.
316C Small Industrial Estate
Sialkot, 51340 (PAKISTAN)



Obelis s.a.
Bd. General Wahis 53
1030 Brussels (BELGIUM)



Importato da / Imported by / Importé par / Importado por:

Gima S.p.A.

Via Marconi, 1 - 20060 Gessate (MI) Italy

gima@gimaitaly.com - export@gimaitaly.com

www.gimaitaly.com

Description/Intended Use

These devices are reusable and are supplied non-sterile. Process through cleaning and sterilization prior to initial use. These devices are designed to be used as accessories in conjunction with those cables and electrosurgical units with which they are known to be compatible. Their use enables the operator to remotely conduct an electrosurgical current from the output connector of an electrosurgical unit and accessory cables to the operative site for the desired surgical effect.

Reuse

We guarantee our products to withstand a minimum of 20 sterilization cycles when sterilized in accordance with the validated instructions contained herein. Care in use and handling can extend useful life.

Contraindications

These devices should never be used when:

- There is visible evidence of damage to the exterior of the device such as cracked plastic or connector damage.
- These devices fail the inspection described herein.
- In the presence of flammable gases, liquids, and/or oxygen enriched environments.

Safety Tips

- Use lowest possible power setting on electrosurgical unit capable of achieving desired surgical effect.
- Never allow the cables connected to these devices to be in contact with skin of the patient or operator during electrosurgical activations.
- Do not permit the cables connected to these devices to be parallel and in close proximity to the leads of other electrical devices.
- Always place unused electrosurgical accessories in a safe insulated location such as a holster when not in use.
- Inspect and test each device before each use.
- Discard devices that have reached their life expectancy.
- Activation of an electrosurgical device when not in contact with target tissue or in position to deliver energy to target tissue (fulguration) may cause capacitive coupling.

Inspection

These devices should be inspected before and after each use. Visually examine the devices for obvious physical damage including:

- Cracked, broken or otherwise distorted plastic parts.
- Broken or significantly bent connector contacts.
- Damage including cuts, punctures, nicks, abrasion, unusual lumps, significant discoloration.
- Tips for damage, corrosion or misalignment condition.

Cleaning

Remove any obvious debris accumulated during use from the device with a soft, non-metallic instrument cleaning brush plus mild detergent and sterile purified water solution. Rinse thoroughly with sterile, purified water until free of detergent residual and debris, then thoroughly dry using a sterile wipe, (Do not fully immerse in fluids).

Precautions

- Do not scrape or scrub coated surface with abrasives.
- Do not use cervical brush to clean smoke tube.
- Do not overlap instruments in sterilization tray.
- Do not soak coated instruments in CIDEX or other caustic cold sterilization solutions.
- Does not use bleach.
- Do not place coated instruments in ultrasonic cleaner.

Sterilization

Wrap each pair of instrument separately or place in a container so as to prevent instrument from contacting each other or other instruments.













- Steam: Steam autoclave at 250°F (121°C) for 30 minutes.
- Flash: Steam autoclave at 275°F (134°C) for 10 minutes.

- Gas (ETO): Follow manufacturer's guide for the unit which you are using.
- Pre-Vac: Steam autoclave at 270°-273°F (132°- 135°C), Exposure Time (4 minutes), Dry Time (20 minutes)

Do not handle the device until they are thoroughly cooled. For maximum life of the product ETO sterilization is recommended.

Storage & Handling

Monopolar forceps and scissors must be stored in a clean, cool and dry area. Protect from mechanical damage & direct sun light. Handle with extreme care.

	Caution: read instructions (warnings) carefully		Authorized representative in the European community
	Keep in a cool, dry place		Keep away from sunlight
	Manufacturer		Date of manufacture
	Product code		Lot number
	Medical Device complies with Directive 93/42/EEC		Consult instructions for use
	Non-sterile		Temperature limit

GIMA WARRANTY TERMS

The Gima 12-month standard B2B warranty applies.