



# GIMA

PROFESSIONAL MEDICAL PRODUCTS

Distribuito da - Distributed by:

Gima S.p.A


Via Marconi, 1


20060 Gessate (MI) - Italy

gima@gimaitaly.com - export@gimaitaly.com

www.gimaitaly.com

## SCHERMO FACCIALE GIMA - GIMA FACE SHIELD

ART. VH001-xx 


 123456789

OPO 1 S - EN166 3 S



Chiusura a strappo  
Loop closure


Accessorio di chiusura intercambiabile  
Interchangeable locking accessory



Imbottitura frontale intercambiabile  
Replaceable forehead padding

### GB

#### MARKING AND SYMBOLS

VH001: Item code, xx colour of the adjustable strip code : batch number OPO: Name of manufacturer; 1: Optics Class; S: Low Energy impact symbol; - EN166 Reference technical standard, 3: symbol for liquids; S: Low Energy impact symbol, CE: CE certification. The shield is in accordance to the standard UE 2016/425 and CE certify from the Notified Body No. 0426 (Italcert Srl, Viale Sarca 33, Milano) in conformity to EN 166:2001. The EC declaration of conformity is available at the manufacturer's and Gima's website [www.gimaitaly.com](http://www.gimaitaly.com)

#### APPLICATION AND SETTING

- 1) Fit the soft frontal support and fix it with the hook and loop closure.
- 2) Place the shield on the forehead on a central position.
- 3) Stretch the strips and fix them with the hook and loop closure as you desired.

#### MAINTENANCE AND REUTILIZATION

Check the shield before use: take a look at the cleanliness, transparency, lack of crack or split, and check that the seams are intact. Verify that strip around the head won't be worn-out and does not worked loose after the fixing. Replace the damaged shield

- Plan its cleanliness in case of contamination with foreign substance.

- Plan its replacement in case of damage or if the contamination cannot be removed.

**Cleaning:** The PPE must be cleaned with mild detergent, warm water and a soft cloth to be used when rinsing as well. To disinfect, use alcohol-based sanitising solutions.

The front support can be machine washed at 40° for normal hygiene, but must be replaced if sanitisation is required.

**Reutilization:** The screen can be reused provided that it has been sanitised and the front support has been replaced and any optional closing accessory.

#### PRESERVATION STORAGE PACKAGING AND TRANSPORTATION

Protect from direct sunlight, fluorescent light, x-rays and ozone. Store in a dry place in the packaging and protect from deformation. Temperature: +5°C ÷ +40°C,

Relative humidity: < 60%. Transport in a closed, tightly sealed bag.

Expiration date: 5 years, from sale to the final user, if preserved in the original packaging in the above-mentioned conditions

#### WARNINGS




Materials that may come into contact with the wearer's skin could cause allergic reactions in sensitive individuals

The face shield, when worn over reference ophthalmic glasses, may transmit impacts, thus creating a hazard for the wearer

Replace the shield if the eyepiece is scratched or damaged

The face shield is not suitable for protection against high velocity particles either at room temperature or at extreme temperatures.

Officina Prodotti Ortopedici S.r.l.  
(O.P.O srl). Società Unipersonale  
Via Bellini, 33 40067 Rastignano - (Pianoro) BO Italy  
[www.opo.it](http://www.opo.it)  
Made in Italy

 30846

Modello/Model VH001

