

Test stereoscopico mosca
Fly Stereo Acuity Test

MANUALE D'USO E MANUTENZIONE
USE AND MAINTENANCE BOOK



ATTENZIONE: Gli operatori devono leggere e capire completamente questo manuale prima di utilizzare il prodotto.

ATTENTION: The operators must carefully read and completely understand the present manual before using the product.



This test is designed to rapidly test for amblyopia, strabismus and other binocular acuity problems using stereopsis (depth perception) for subjects ages preschool thru adult.

Depth Perception: (n) The ability to perceive spatial relationships, especially distances between objects, and three dimensions.

Lea Symbols®: (n) 4 symbols, House, Circle, Square & Apple, developed by Lea Hyvärinen, MD, for screening children of all developmental abilities and languages designed to blur equally at threshold – children only see one shape when the symbol size becomes too small to see clearly.

🏠 House

○ Circle

□ Square

🍏 Apple

FAMILIARIZE YOURSELF WITH THE TEST

Test consists of:

- 1 booklet – 2 vectographic pages (3 Sections)

Page 1 (Section A)

Gross Stereopsis



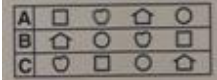
Page 2 (Section B)

10 levels of disparity for critical testing

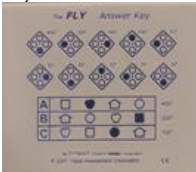


Page 2 (Section C)

3 gross levels of disparity



- 1 pair adult polarized viewers  (NOT TO BE USED AS SUNGLASSES)
- 1 pair pediatric polarized viewers  (NOT TO BE USED AS SUNGLASSES)
- Answer Key on back cover



TESTING CONDITIONS

- Well-lit, glare-free area
- If reflections or glare on the vectographic pages can be seen, try tilting the booklet or choose another testing location

**ADMINISTERING THE TEST****Section A**

- Place the polarized viewers on the test subject



PLEASE NOTE: IF TEST SUBJECT WEARS PRESCRIPTION GLASSES, THE POLARIZED VIEWERS SHOULD BE WORN OVER GLASSES

- Open test booklet and fold so that only Page 1 can be viewed by test subject
 - Hold the booklet approximately 16 inches (40 cm) from the test subject
 - The fly is used for this test as it is both universally recognized and understood by all age groups
 - When both eyes are functioning properly the fly should appear to be a 3-dimensional image protruding from the page
 - If both eyes are not functioning properly the fly will appear as a flat 1-dimensional image
 - Ask the test subject to pinch the wings
 - Observe whether the test subject's fingers pinch above the page or touch the page
- If test subject is unable to see the 3-D image, ask the test subject to identify the "L" & "R" at the bottom of the page. If the test subject is unable to perform this task, he/she is untestable

Scoring

Fly	Seconds of arc
Right Wing	4800
Left Wing	3500
Thorax	3200
Eyes	3000

Section B (For Adults)

- Turn booklet so that only Page 2 can be viewed by test subject
- Ask test subject to look at the 10 boxes each containing 4 circles
- Only one circle in each box will appear to be floating or forward from the others
- Starting with box #1, ask the test subject to point to or identify (top, bottom, left or right) the circle that appears to be floating or different from the others
- Repeat last step for boxes 2-10
- When one is missed, retest the preceding box to ensure that the test subject can achieve this level and was not just guessing

Scoring

Record the level of stereopsis for the circle in the last box chosen correctly

Refer to Answer Key on back of test booklet

Section C (For Children)

1. In each line – A, B & C, only one symbol appears to be floating or forward from the others
2. Taking each line in order, have test subject look at Lea Symbols® at bottom of page and point to or name the symbol on each line A, B & C that appears to be floating or that is different from the others on that line. If one is missed, retest the preceding line to ensure that the test subject can achieve this level and was not just guessing

Scoring

	Seconds of arc 16 in. (40 cm.)	Shepard Percentage	Verhoff Distance
A ♡	400	15%	0,1
B □	200	30%	0,2
C ○	100	50%	0,3

CARE/HANDLING & STORAGE

- Clean vectographic pages with a soft, damp lint-free cloth
- Store closed booklet in a cool, dry place away from direct sunlight
- Clean polarized viewers using lens cleaner and soft, lint free cloth

GIMA WARRANTY CONDITIONS

Congratulations for purchasing a GIMA product.

This product meets high qualitative standards both as regards the material and the production. The warranty is valid for 12 months from the date of supply of GIMA.

During the period of validity of the warranty, GIMA will repair and/or replace free of charge all the defected parts due to production reasons. Labor costs and personnel traveling expenses and packaging not included.

All components subject to wear are not included in the warranty.

The repair or replacement performed during the warranty period shall not extend the warranty.


The warranty is void in the following cases: repairs performed by unauthorized personnel or with non-original spare parts, defects caused by negligence or incorrect use.



GIMA cannot be held responsible for malfunctioning on electronic devices or software due to outside agents such as: voltage changes, electro-magnetic fields, radio interferences, etc.


The warranty is void if the above regulations are not observed and if the serial code (if available) has been removed, cancelled or changed.


The defected products must be returned only to the dealer the product was purchased from. Products sent to GIMA will be rejected.

Simbologia / Index of symbols

	<p>Leggere e seguire attentamente le istruzioni per l'uso <i>Please read instructions carefully</i></p>
REF	<p>31283 Codice prodotto <i>Product code</i></p>
LOT	<p>Numero di lotto (vedi scatola / imballo) <i>Lot number (see box / package)</i></p>

	<p>Tenere al riparo dai raggi solari <i>Keep away from direct sunlight</i></p>
	<p>Custodire in luogo asciutto ed al riparo dall'umidità <i>Store in a dry place and avoid humidity.</i></p>

	<p>Prodotto conforme alla Direttiva Europea n. 93/42/CEE (e successive modifiche) sui dispositivi medici <i>Product complies with European Directive no. 93/42/EEC (and following amendments) regarding medical devices</i></p>

 FABBRICANTE / MANUFACTURER:
 Vision Assessment Corporation
 2675 Coyle Avenue
 Elk Grove Village, IL 60007 USA

RAPPRESENTANTE C. E. / E. C. REPRESENTATIVE:
 MDSS GmbH
 Schiffgraben 41
 30175 Hannover, Germany



MADE IN U.S.A.