



GIMA

PROFESSIONAL MEDICAL PRODUCTS

TABELLA PER ADULTI PER IL TEST DEL DALTONISMO
ADULT CHART FOR COLOR BLINDNESS TESTING
CARTE POUR ADULTES POUR LE TEST DE DALTONISME
CARTA PARA ADULTOS PARA LA PRUEBA DE DALTONISMO

Istruzioni d'uso - Instructions for Use - Mode d'emploi - Instrucciones de uso

È necessario segnalare qualsiasi incidente grave verificatosi in relazione al dispositivo medico da noi fornito al fabbricante e all'autorità competente dello Stato membro in cui si ha sede.

All serious accidents concerning the medical device supplied by us must be reported to the manufacturer and competent authority of the member state where your registered office is located.

Il est nécessaire de signaler tout accident grave survenu et lié au dispositif médical que nous avons livré au fabricant et à l'autorité compétente de l'état membre où on a le siège social.

Es necesario informar al fabricante y a la autoridad competente del Estado miembro en el que se encuentra la sede sobre cualquier incidente grave que haya ocurrido en relación con el producto sanitario que le hemos suministrado.

REF 31288

M/31288-M-Rev.0.05.22



Gima S.p.A.

Via Marconi, 1 - 20060 Gessate (MI) Italy
gima@gimaitaly.com - export@gimaitaly.com

www.gimaitaly.com

Made in India






do exist, they are extremely rare. The plates are not designed for the diagnosis of such cases



Only a trained eye care professional can properly diagnose vision disorders, home use of the charts is not a replacement for professional vision testing.



ENGLISH

Color Vision Card Set of 15 Card for Adults

Introduction:

The plates for color blindness testing are designed to provide a test which gives a quick and accurate assessment of color vision deficiency of congenital origin. Most cases of congenital color vision deficiency are characterized by a red-green deficiency. There is also a very rare group of persons who suffer from total color blindness and show a complete failure to discriminate any color variations, usually with an associated impairment of central vision with photophobia and nystagmus. Furthermore, a failure in the appreciation of blue and yellow may be termed tyritanomalialia if partial, and tritanopia if complete, but, even if such cases

How to use the test

- The plates are designed to be appreciated correctly in a room which is lit adequately by daylight. The introduction of direct sunlight or the use of electric light may produce some discrepancy in the results because of an alteration in the appearance of shades of color. When it is convenient only to use electric light, it should be adjusted as far as possible to resemble the effect of natural daylight. The plates should be held at approx. 70 cm. from the subject and tilted so that the plane of the paper is at right angles to the line of vision.
- The numerals or symbols which are seen on plates are stated, and each answer should be given without more than three seconds delay. It is not necessary in all cases to use the whole series of plates.

Care of plates

- The avoid fading of the colors; care must be taken to keep the plates store in case except during use and not to expose the plates to strong light. Tracing curves must be soft to prevent scratching.



Explanation of the plates for adults

1. Plate No. 1 = No. 15 Both the Normal and those with all sorts of color vision deficiencies read it as 15.

2. Plate No. 2 ~ 4 = The normal read them as 6 (Card No. 2), 5 (Card No. 3), 18 (Card No. 4). Those with Red-Green Deficiencies read them as 5 (Card No. 2), 2 (Card No. 3), 3 (Card No. 4). Those with total color blindness and weakness are not able read any nay number.

3. Plate No. 5 ~ 6 = The normal read them as 78 (Card No.5), 15 (Card No.6). Those with Red-Green Deficiencies read them as 2 (Card No. 5), 7 (Card No. 6). Those with total color blindness and weakness are not able read any nay number.

4. Plate No. 7 ~ 9 = The normal read them as 4 (Card No. 7), 10 (Card No. 8), 29 (Card No. 9). The majority of those with color vision deficiencies are not able read them or read them incorrectly.

5. Plate No. 10 ~ 11 = The normal read them as 10 (Card No. 10), 74 (Card No. 11). The majority of those with color vision deficiencies are not able read them or read them incorrectly.

6. Plate No. 12 ~ 13 = The normal read them as 7 (Card No. 12), 35 (Card No. 13). In case of deuteranopia and strong deuteranomalia read 7 (Card No. 12). In case of protanopia and strong protanomalia only 3 (Card No. 13) are read, and in case of mild protanomalia both numerals on each plate are read but 3 (Card No. 13), are clearer than other numerals.

7. Plate No. 14 = In tracing the winding lines between the two X's, the normal trace along strong protanomalia only the purple line is traced, and in case of mild protanomalia both lines are traced but the purple line is easier to follow. In deuteranopia and strong deuteranomalia only the red line is traced, and in case of mild deuteranomalia both lines are traced but the red line is easier to follow.

8. Plate No. 15 = In tracing the winding line between the two X's, both the normal and those with color vision deficiencies are able to trace the line.

Analysis of the results

As assessment of the readings of plates 1 to 11 determines the normality or defectiveness of color vision. If 10 or more plates are read normally, the color vision is regarded as normal. If only 7 or less than 7 plates are read normal, the color vision is regarded as deficient. It is rare to find a person whose recording of normal











answers is 8 or 9 plates. An assessment of such a case requires the use of other color vision tests, including the anomaloscope.

GIMA WARRANTY TERMS

The Gima 12-month standard B2B warranty applies



GIMA

	IT Codice prodotto - GB Product code - FR Code produit - ES Código producto
	IT Numero di lotto - GB Lot number - FR Numéro de lot - ES Número de lote
	IT Conservare in luogo fresco ed asciutto - GB Keep in a cool, dry place - FR Á conserver dans un endroit frais et sec - ES Conservar en un lugar fresco y seco
	IT Conservare al riparo dalla luce solare - GB Keep away from sunlight - FR Á conserver à l'abri de la lumière du soleil - ES Conservar al amparo de la luz solar
	IT Leggere le istruzioni per l'uso - GB Consult instructions for use - FR Consulter les instructions d'utilisation - ES Consultar las instrucciones de uso
	IT Dispositivo medico conforme al regolamento (UE) 2017/745 - GB Medical Device compliant with Regulation (EU) 2017/745 - FR Dispositif médical conforme au règlement (UE) 2017/745 - ES Producto sanitario conforme con el reglamento (UE) 2017/745
	IT Attenzione: Leggere e seguire attentamente le istruzioni (avvertenze) per l'uso - GB Caution: read instructions (warnings) carefully - FR Attention: lisez attentivement les instructions (avertissements) - ES Precaución: lea las instrucciones (advertencias) cuidadosamente
	IT Dispositivo medico - GB Medical Device - FR Dispositif médical - ES Producto sanitario
	IT Fabbricante - GB Manufacturer - FR Fabricant - ES Fabricante
	IT Data di fabbricazione - GB Date of manufacture - FR Date de fabrication ES Fecha de fabricación