



GIMA

PROFESSIONAL MEDICAL PRODUCTS

Gima S.p.A. - Via Marconi, 1 - 20060 Gessate (MI) Italy
Italia: tel. 199 400 401 - fax 199 400 403
Export: tel. +39 02 953854209/221/225 fax +39 02 95380056
gima@gimaitaly.com - export@gimaitaly.com
www.gimaitaly.com

LANG-STEREOTEST

REF 31294 - 31295

MANUALE D'USO E MANUTENZIONE
USE AND MAINTENANCE BOOK
INSTRUCTIONS DE FONCTIONNEMENT ET ENTRETIEN
BETRIEBS UND WARTUNGS ANWEISUNGEN
MANUAL DE USO Y MANTENIMIENTO

ATTENZIONE: Gli operatori devono leggere e capire completamente questo manuale prima di utilizzare il prodotto.

ATTENTION: The operators must carefully read and completely understand the present manual before using the product.

AVIS: Les opérateurs doivent lire et bien comprendre ce manuel avant d'utiliser le produit.

ACHTUNG: Die Bediener müssen vorher dieses Handbuch gelesen und verstanden haben, bevor sie das Produkt benutzen.

ATENCIÓN: Los operadores tienen que leer y entender completamente este manual antes de utilizar el producto.



LANG-STEREOTEST AG
Fähnlibrunnenstrasse, 5
CH-8700 Küsnacht - SWITZERLAND



The LANG-STEREOTEST is an easy-to-use screening-test designed for early detection of problems with stereoscopic vision in children.

Two versions of the test plates are available, which differ only according to the 3D objects to be recognized.

The LANG-STEREOTEST I displays a star, a cat and a car, while the LANG-STEREOTEST II displays a moon, a truck and an elephant, each of them appearing on a different level. In addition, the LANG-STEREOTEST II contains a star that can be seen with only one eye.

Note: the LANG-STEREOTEST does not measure visual acuity and does not substitute for an ophthalmologic examination. A negative test result indicates only a lack of stereoscopic vision at the time of examination.

Examination of children:

1. Position yourself in front of the examinee, so that you can easily observe his/her eye movements.
2. Show the test plate exactly at right angles at a distance of about 40 cm (16 inches).
3. Ask the child if he/she sees something on the plate and watch the searching movements of his/her eyes.
4. When a 3D object has been detected, ask the child to look for additional objects and also to describe them. The examinee may then also point at the figures and should be able to tell which of them sticks out most.

Results:

1. **Positive:** Correct localization and naming of all hidden objects, typically jumping eye movements from one object to the next. **No further examination of stereoscopic vision is needed.**
2. **Negative:** no object can be detected, end eye movements also do not indicate the recognition of the 3D objects. Eyes are scanning the test plate and then shift away from it. **Refer family to specialist for further examination of stereoscopic vision and visual acuity.**
3. **Doubtful:** only one hidden object is localized and named correctly, eyes are scanning the plate for objects.

Refer to specialist for further examination of stereoscopic vision and visual acuity.

Refining the examination:


1. **The child already knows the correct results and might try to cheat.** Use the test card upside-down or use two tests, one in the correct horizontal position, the other one in a vertical position in which the 3D objects cannot be detected.

Change between versions of LANG-STEREOTEST when retesting.

2. **To confirm a positive result,** ask the person to close one eye while looking at the stereoscopic figures. Immediate disappearance of the figures will be noted.

Further recommendations:

1. Do not let the examinee hold the test card in order to prevent flip-flop-movements. The child may be permitted however, to adjust to the best viewing position by small movements of the head.
2. Do not try to help the examinee by suggesting what he/she might recognize. Continue to observe the child's eye movements while performing the task.
3. Do not expose the test card to heat or sunlight, which may cause deformation. If it has been deformed convexly, not all 3D objects may be seen simultaneously.



LANG-STEREOTEST I

Disparities:

Car: 550"

Star: 600"

Cat: 1200"


LANG-STEREOTEST II







Disparities:

Moon: 200"

Truck: 400"

Elephant: 600"

(Star always visible)

	<p>Codice prodotto Product code Numero de reference Katalognummer Número de catálogo</p>		<p>Teme l'umidità Keep dry Garder au sec Trocken halten Conservar en lugar seco</p>
	<p>Numero di lotto Lot number Numero de lot Chargenkennung Código del lote</p>		<p>Riparare da luce diretta Keep away from sunlight Eviter exposition au soleil Vor sonnenlicht schützen Mantener lejos de la luz solar</p>
	<p>Fabbricante Manufacturer Fabricant Hersteller Fabricante</p>		<p>Leggere le istruzioni Read instructions Voir les instructions Siehe Gebrauchsanweisung Consulte las instrucciones</p>