



Littmann® CORE Stethoscope

Connects to Eko Software

Eko

3M

(en)	English	pp. 1	(sl)	Slovenski	pp. 33
(fr)	Français	pp. 3	(et)	Eesti	pp. 35
(de)	Deutsch	pp. 5	(lv)	Latviesu	pp. 37
(it)	Italiano	pp. 7	(lt)	Lietuviškai	pp. 39
(es)	Español	pp. 9	(ro)	Romana	pp. 41
(nl)	Nederlands	pp. 11	(hr)	Hrvatski	pp. 43
(sv)	Svenska	pp. 13	(bg)	Български	pp. 45
(da)	Dansk	pp. 15			
(no)	Norsk	pp. 17			
(fi)	Suomi	pp. 19			
(pt)	Português	pp. 21			
(el)	Ελληνικά	pp. 23			
(pl)	Polski	pp. 25			
(hu)	Magyar	pp. 27			
(cs)	Čeština	pp. 29			
(sk)	Slovensky	pp. 31			

3M™ Littmann® CORE Digital Stethoscope

Quick Start Guide

Download the Eko App from the Apple App Store® or Google Play Store®.

Turn on Bluetooth® Wireless Technology on your phone or tablet, launch the app, and turn on the CORE stethoscope.

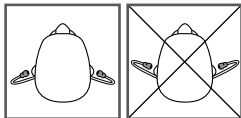


In the Box

- Eko CORE Digital Attachment and 3M™ Littmann® Cardiology IV™ Stethoscope
- Additional set of 3M Littmann Snap Tight Soft-Sealing Eartips (small)
- Nonchill Bell Sleeve
- USB Charging Cable
- Quick Start Guide

Eartips

Insert eartips in a forward direction.



Volume

Use the (+) and (-) buttons to adjust volume. There are 7 volume steps.

Turn On and Off

When the CORE stethoscope is off, it functions as an unamplified stethoscope.

To turn the CORE stethoscope on, press the power toggle in. The light will begin flashing. You will now hear amplified and filtered sound in the eartips.

Telemedicine and AI Features

Eko offers telemedicine and AI features that require a software subscription (where available, sold separately).

You can setup a subscription online at ekohealth.com

Active Noise Cancelling

The CORE stethoscope includes active noise cancelling to remove ambient noise from the surrounding environment. Active noise cancelling can be turned off or on through the Eko App.

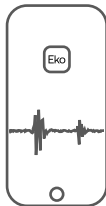


Notifications

⦿ (blinking)	● (yellow)	(●●) (yellow)
CORE stethoscope is on & seeking device	CORE stethoscope is off & charging	CORE stethoscope is low on battery
○	● (green)	(●●) (blue)
CORE stethoscope is on & connected	CORE stethoscope is fully charged	CORE stethoscope is recording

Recording

When connected to the Eko App, press the (o) button to begin recording.



Charging

Connect the micro USB cable to the CORE stethoscope and use a UL-certified or CE-marked 5V USB wall charger. The CORE stethoscope will take about 2 hours to fully charge. The light will turn green when it is fully charged.

User Manual

Review the user manual before using your Littmann CORE Stethoscope. To view the manual visit: ekohealth.com/getstarted
For more information on 3M devices, see HCBGRegulatory.3M.com

Service and Support

In the USA, please visit littmann.com/service or call 1-800-228-3957. If you are outside of the USA, please visit littmann.com for the contact information of your local 3M office.

Apple App Store is a trademark of Apple Inc.
Google Play and the Google Play logo are trademarks of Google LLC.
Bluetooth® is a registered trademark of Bluetooth SIG
LBL 143 Rev B

System assembled by 3M Company



3M Deutschland GmbH
Health Care Business

www.littmann.com



Made in USA with
Globally Sourced Materials

 **3M Company**
2510 Conway Ave.
St. Paul, MN 55144 USA


MD

CE

 **3M Deutschland GmbH**
Health Care Business
Carl-Schurz-Str. 1
41453 Neuss, Germany




Made in Malaysia

 **Eko Devices, Inc.**
1212 Broadway, Suite 100
Oakland, CA 94612 USA

MD

CE

0537

 **Emergo Europe**
Prinsessegracht 20
2514 AP The Hague
The Netherlands

©2020 3M; Eko Devices Inc. All rights reserved.

3M, Littmann, the L Littmann logo, the L, and Cardiology IV are marks and/or registered marks of 3M.
Unauthorized use prohibited.

Eko trademarks, including CORE, are marks and/or registered marks of Eko Devices Inc.

Issue Date: 2020-11
34-8726-3344-0