



# Littmann® CORE Stethoscope

Connects to Eko Software

Eko

3M



|    |            |        |    |             |        |
|----|------------|--------|----|-------------|--------|
| en | English    | pp. 1  | sl | Slovenski   | pp. 33 |
| fr | Français   | pp. 3  | et | Eesti       | pp. 35 |
| de | Deutsch    | pp. 5  | lv | Latviesu    | pp. 37 |
| it | Italiano   | pp. 7  | lt | Lietuviskai | pp. 39 |
| es | Español    | pp. 9  | ro | Romana      | pp. 41 |
| nl | Nederlands | pp. 11 | hr | Hrvatski    | pp. 43 |
| sv | Svenska    | pp. 13 | bg | Български   | pp. 45 |
| da | Dansk      | pp. 15 |    |             |        |
| no | Norsk      | pp. 17 |    |             |        |
| fi | Suomi      | pp. 19 |    |             |        |
| pt | Português  | pp. 21 |    |             |        |
| el | Ελληνικά   | pp. 23 |    |             |        |
| pl | Polski     | pp. 25 |    |             |        |
| hu | Magyar     | pp. 27 |    |             |        |
| cs | Čeština    | pp. 29 |    |             |        |
| sk | Slovensky  | pp. 31 |    |             |        |

# 3M™ Littmann® CORE Digital Stethoscope

## Quick Start Guide

Download the Eko App from the Apple App Store® or Google Play Store®.

Turn on Bluetooth® Wireless Technology on your phone or tablet, launch the app, and turn on the CORE stethoscope.

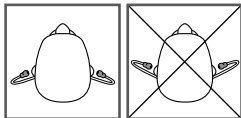


## In the Box

- Eko CORE Digital Attachment and 3M™ Littmann® Cardiology IV™ Stethoscope
- Additional set of 3M Littmann Snap Tight Soft-Sealing Eartips (small)
- Nonchill Bell Sleeve
- USB Charging Cable
- Quick Start Guide

## Eartips

Insert eartips in a forward direction.



## Volume

Use the (+) and (-) buttons to adjust volume. There are 7 volume steps.

## Turn On and Off

When the CORE stethoscope is off, it functions as an unamplified stethoscope.

To turn the CORE stethoscope on, press the power toggle in. The light will begin flashing. You will now hear amplified and filtered sound in the eartips.

## Telemedicine and AI Features

Eko offers telemedicine and AI features that require a software subscription (where available, sold separately).


You can setup a subscription online at [ekohealth.com](http://ekohealth.com)

## Active Noise Cancelling

The CORE stethoscope includes active noise cancelling to remove ambient noise from the surrounding environment. Active noise cancelling can be turned off or on through the Eko App.

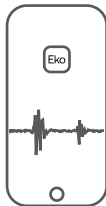


## Notifications

|  |                                    |                                    |
|--|------------------------------------|------------------------------------|
|  (blinking) | ● (yellow)                         | (●●) (yellow)                      |
| CORE stethoscope is on & seeking device  | CORE stethoscope is off & charging | CORE stethoscope is low on battery |
| ○  | ● (green)                          | (●●) (blue)                        |
| CORE stethoscope is on & connected   | CORE stethoscope is fully charged  | CORE stethoscope is recording      |

## Recording

When connected to the Eko App, press the (o) button to begin recording.



## Charging

Connect the micro USB cable to the CORE stethoscope and use a UL-certified or CE-marked 5V USB wall charger. The CORE stethoscope will take about 2 hours to fully charge. The light will turn green when it is fully charged.

## User Manual

Review the user manual before using your Littmann CORE Stethoscope. To view the manual visit: [ekohealth.com/getstarted](http://ekohealth.com/getstarted)  
For more information on 3M devices, see [HCBGRegulatory.3M.com](http://HCBGRegulatory.3M.com)

## Service and Support

In the USA, please visit [littmann.com/service](http://littmann.com/service) or call 1-800-228-3957. If you are outside of the USA, please visit [littmann.com](http://littmann.com) for the contact information of your local 3M office.

Apple App Store is a trademark of Apple Inc.  
Google Play and the Google Play logo are trademarks of Google LLC.  
Bluetooth® is a registered trademark of Bluetooth SIG  
LBL 143 Rev B

System assembled by 3M Company



**3M Deutschland GmbH**  
Health Care Business

[www.littmann.com](http://www.littmann.com)



Made in USA with  
Globally Sourced Materials

**3M Company**  
2510 Conway Ave.  
St. Paul, MN 55144 USA

**MD**

**CE**

EC REP **3M Deutschland GmbH**  
Health Care Business  
Carl-Schurz-Str. 1  
41453 Neuss, Germany



Made in Malaysia

**Eko Devices, Inc.**  
1212 Broadway, Suite 100  
Oakland, CA 94612 USA

**MD**

**CE**

**0537**

EC REP **Emergo Europe**  
Prinsessegracht 20  
2514 AP The Hague  
The Netherlands

©2020 3M; Eko Devices Inc. All rights reserved.

3M, Littmann, the L Littmann logo, the L, and Cardiology IV are marks and/or registered marks of 3M.  
Unauthorized use prohibited.

Eko trademarks, including CORE, are marks and/or registered marks of Eko Devices Inc.

Issue Date: 2020-11  
34-8726-3344-0