



# GIMA

PROFESSIONAL MEDICAL PRODUCTS

**SFIGMOMANOMETRO DENVER**  
**DENVER SPHYGMOMANOMETER**  
**TENSIOMÈTRE DENVER**  
**ESFIGMOMANÓMETRO DENVER**  
**DENVER-BLUTDRUCKMESSGERÄT**  
**ESFIGMOMANOMETRO DENVER**  
**ΠΙΕΣΟΜΕΤΡΟ DENVER**



**REF** 32744 / HS-70E



HONSUN (NANTONG) Co., Ltd.  
No.8 Tongxing Road Economic & Technological  
Development Area,  
226009 Nantong City, China  
Made in China



Shanghai International Holding Corp. GmbH (Europe)  
Eiffestrasse 80, 20537 Hamburg, Germany

Importato da / Imported by / Importé par / Importado por:

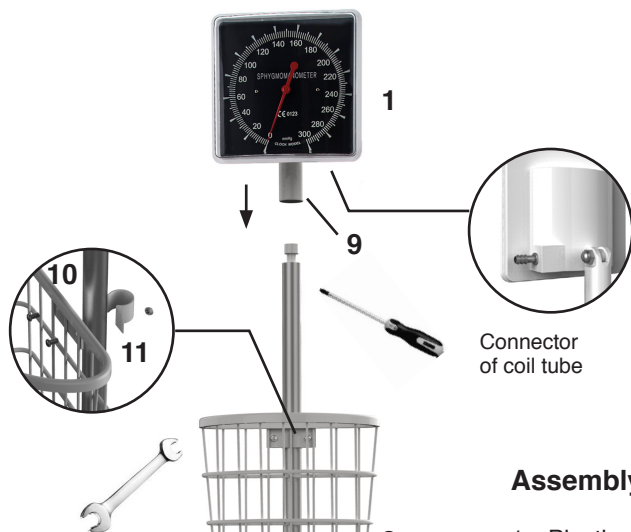
**Gima S.p.A.**

Via Marconi, 1 - 20060 Gessate (MI) Italy  
gima@gimaitaly.com - export@gimaitaly.com

[www.gimaitaly.com](http://www.gimaitaly.com)

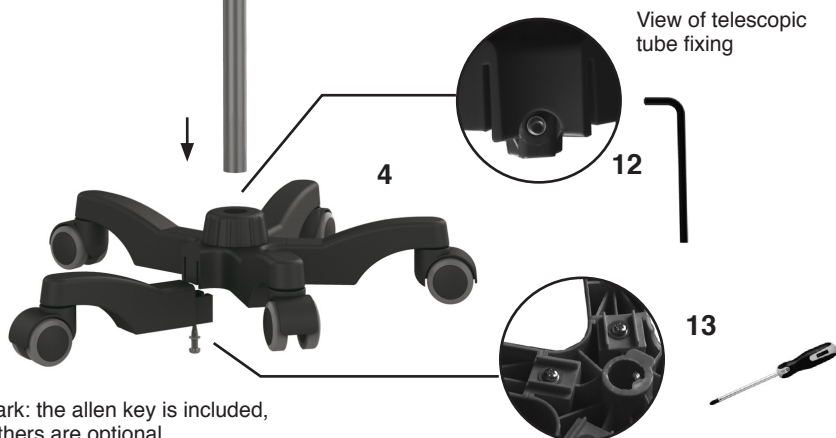
CE 0123





### Assembly chart 32744 / HS-70E

- 1 Plastic gauge (1 pc.)
- 2 Metal basket (1 pc.)
- 3 Telescopic tube (1 pc.)
- 4 Plastic base (1 pc.)
- 5 Cuff (1 pc.)
- 6 Bladder ( 1 pc.)
- 7 Bulb with complete valve (1 pc.)
- 8 Coil tube (1 pc.)
- 9 Inner screw (1 pc.)
- 10 Screw (2 pcs.) - Gasket (2 pcs.)
- 11 Nut (2 pcs.) - Gasket (2 pcs.)
- 12 Screw (1 pc.)
- 13 Screw (5 pc.) - Gasket (5 pcs.)



Remark: the allen key is included,  
the others are optional

## FEATURES

We would like to thank you for having purchased a precision GIMA All GIMA sphygmomanometers are manufactured with high quality materials and, when maintained at perfect operating efficiency through regular calibration checks, ensure complete reliability and precision, even after several years of use.

Our line of sphygmomanometers offers the same quality standards for both professional and home models.

The sphygmomanometer you have purchased complies with EEC directive 93/42/CEE.

## PRESCRIPTIONS



It must be noted that self-measuring instruments are not a substitute for regular medical checkups, and that only your doctor can accurately analyze these measurements.

Arterial pressure is highly influenced by one's nervous tension and physical fatigue. It is therefore recommended that you **perform the measurement under conditions of both physical and mental relaxation**, while in a sitting or supine position and, where possible, always at the same time of day, far from meal times.

Remember: do **not move while measuring your pressure** and do not wear clothing that covers your arm and could limit blood circulation.

Pressure varies during the day: it is lower in the morning and higher in the evening; it is also lower in the summer and higher in the winter.

## INSTALLATION

After opening the packages, first of all it is necessary to check all pieces and parts composing the product. Check that they are all present and in perfect conditions.

Apply the armband to your bare left arm, 2-3 cm. above your elbow joint, and then prop up your forearm, keeping it at heart level.

Velcro armband: Close the armband using the Velcro strap.

**If not specifically indicated, all GIMA sphygmomanometers are equipped with armbands for adults; upon request, we can provide armbands for the obese, for use on the thigh and for children, ranging from premature babies up to 14-year-olds.**

Position the earpiece of the stethoscope on the artery, under your arm.

## **FUNCTIONING**

- 1 After applying the armband, use the bulb to pump up to approximately 30 mmHg beyond the level of individual systolic pressure: in other words, until the brachial artery is blocked (maximum level). If you don't know your systolic pressure value, pump up to 200 mmHg. It is essential that the person being measured remains seated and calm, and that his/her **forearm is resting at heart level**, with the inside part facing up.
- 2 To measure blood pressure, turn the release/deflation screw on the bulb, unscrewing it slowly in a counter-clockwise direction. The ideal deflation speed is around **2-3 mmHg/sec**.  
Visually check deflation speed: on the scale, the indicator must move at a speed of between 1 and 1.5 gradations per second.  
The models featuring automatic deflation of the gauge, which automatically regulates deflation speed at 2-3 mmHg/sec. Simply press the valve up to the first pressure point.
- 3 Due to the gradual decompression, your blood starts to run through the brachial artery again, which in turn causes an initial pulsation, that is clearly perceived by the phonendoscope: the pressure indicated on the gauge needle at the exact moment this first beat is recorded is referred to as the **“systolic or maximum pressure”**.  
**Systole** = maximum pressure level when the heart contracts and blood is pushed into the blood vessels.  
As you proceed with decompression, the pulsations gradually decrease until they suddenly disappear or become so low as to be imperceptible.  
The pressure indicated by the gauge needle at the moment the pulsations disappear is referred to as the **“diastolic or minimum pressure”**.  
**Diastole** = minimum blood pressure level when the heart muscle is expanding and refilling with blood.
- 4 Now completely open the release valve until air begins to come out of the armband. Blood pressure measurement is now completed.

## **MAINTENANCE**

### **1. Gauge and bulb**










**Cleaning:** The gauge and bulb can be wiped with a damp cloth.

Sterilization is not necessary, as the parts do not come into direct contact with the patient's body.

### **2. Armbands**

**Cleaning:** After removing the plenum chamber, the liners can be wiped with a damp cloth, or you can wash them with soap and cold water. If you use this second method, rinse the armbands with clean water and leave them to air dry. Nylon armbands must not be ironed.

The plenum chamber and tubes can be wiped with a damp cotton cloth.

	GB Product code		Lot number
	Manufacturer		Caution: read instructions (warnings) carefully
	Keep in a cool, dry place		Keep away from sunlight
	Medical Device complies with Directive 93/42/EEC		Authorized representative in the European community
	Consult instructions for use		

## GIMA WARRANTY TERMS

The Gima 12-month standard B2B warranty applies.