

User manual Vacuum mattress

REF 34091 **Width: 55 Cm**

All serious accidents concerning the medical device supplied by us must be reported to the manufacturer and competent authority of the member state where your registered office is located.

Product introduction:

The design of this product is based on the vacuum principle. It is equipped with a valve. When pump out the air in the vacuum mattress, it will harden to gain a fixing effect. When the valve is open, the product will become soft, and easy to be folded for a carry.

Operation steps:

1. Turn the valve knob to "OPEN" Unfold the mattress, then put the splint flat to ensure equal distribution of inside polyethylene foam particles.
2. To use the pump, attach the pump tube to the air tap of valve, and pump out some air firstly to make sure the inside particles don't move, then close the valve, put the injured patient on the vacuum mattress carefully.
3. Turn the valve knob to "OPEN", start to pump the air out of mattress once again, while wrap the injured patient properly according to the body shape, until pump out all air inside, after the splint is fully hardened, close the valve and pull the pump, then transfer the patient for further treatment.










Storage and maintenance:

Clean the product with a clean cloth and disinfect it with a disinfectant, wash it in hot water and air dry. Product storage should be -20 to 60 °C, in a dry ventilated place, non-corrosive gas and no rain conditions.

Warning:

1. The product must be used by trained personnel only.
2. If any soften phenomena occurred during the restriction process, air should be pumped in sequentially and check the valve whether it is closed.
3. The device must always be checked before use to detect working anomalies or damages caused by transport or storage.
4. The product isn't suitable for patient with spinal injuries.



Symbols	Symbols description
	Please read instructions carefully
	Keep away from direct sunlight
	Store in a dry place and avoid humidity
	Lot number
	Manufacturer
	Product code
	Medical Device
	Medical Device compliant with Regulation (EU) 2017/745
	Date of manufacture



GIMA S.p.A.
Via Marconi, 1 - 20060 - Gessate (MI) Italy
gima@gimaitaly.com - export@gima
italy.com www.gimaitaly.com
Made in China

M34091 – IT - Rev.1.03.23