

# SET STECCOBENDE RIGIDE SPLINT KIT with waterproof bag


ENGLISH

## 1. PRODUCT FUNCTION

For temporary fixation of human limbs after injury.

## 2. PRODUCT USING STEPS

- Step 1: Open the portable bag and take out the required specifications as needed. (Figure 1)
- Step 2: Expand the product. (Figure 2)
- Step 3: Carefully place the product under the limb to be immobilized. (Figure 3)
- Step 4: After the product is fixed, the patient can be transferred for further treatment. (Figure 4)



## 3. MAINTENANCE












- 3.1 Clean with a clean cloth and disinfect with disinfectant, rinse with hot water and air dry naturally, clean the surface with a clean cloth.
- 3.2 The product should be placed at -20 to 60 °C, and must be stored in a dry and ventilated condition without corrosive gas and rain.

All serious accidents concerning the medical device supplied by us must be reported to the manufacturer and competent authority of the member state where your registered office is located.

## GIMA WARRANTY TERMS

The Gima 12-month standard B2B warranty applies.

## SYMBOLS

|   |  |
|---|--|
|  | Product code   |
|  | Caution: read instructions (warnings) carefully        |
|  | Medical Device   |
|  | Consult instructions for use                           |
|  | Manufacturer   |
|  | Medical Device compliant with Regulation (EU) 2017/745 |
|  | Keep in a cool, dry place                              |
|  | GB Keep away from sunlight                             |
|  | Lot number   |
|  | Date of manufacture                                    |
|  | Temperature limit                                      |

**REF** 34119


**Gima S.p.A.**  
 Via Marconi, 1 - 20060 Gessate (MI) Italy  
 gima@gimaitaly.com - export@gimaitaly.com  
[www.gimaitaly.com](http://www.gimaitaly.com)  
 Made in China

