



# GIMA

PROFESSIONAL MEDICAL PRODUCTS

## VACUUM SPLINT KIT

È necessario segnalare qualsiasi incidente grave verificatosi in relazione al dispositivo medico da noi fornito al fabbricante e all'autorità competente dello Stato membro in cui si ha sede.

All serious accidents concerning the medical device supplied by us must be reported to the manufacturer and competent authority of the member state where your registered office is located.



**Gima S.p.A.**

Via Marconi, 1 - 20060 Gessate (MI) Italy

[gima@gimaitaly.com](mailto:gima@gimaitaly.com) - [export@gimaitaly.com](mailto:export@gimaitaly.com)

[www.gimaitaly.com](http://www.gimaitaly.com)

Made in China



## DESCRIPTION

This is a vacuum product which has a valve after exhaust the air with pump, it will become solid to achieve the effect of restriction.

Open the valve when not use it. Then it will fills with air and the splint kit will be soft enough to put into a bag.

## STEPS

1. Open the valve, twist the knob to the "OPEN" setting.
2. Unfold it to distribute particles evenly throughout the product.
3. Insert the pipe of the suction accessory into valve and exhaust a little air first based on no move of the particles in the product. Twist the knob to the "CLOSE" setting.
4. Put the product on injured body part carefully.
5. Open the valve (twist the knob to "OPEN"), continue to exhaust air until the product become complete solid. Close the valve (twist the knob to the "CLOSE" setting) and remove the pipe.













### Warning

1. The product must be used by trained personnel only.
2. If any soften phenomena occurred during the restriction process, continue evacuating the device until the patient's limb is immobilised.  
Check the valve whether it is closed.
3. The device must always be checked before use to detect working anomalies or damages caused by transport or storage.

## STORAGE AND MAINTENANCE

1. Clean the product after every use.
2. Do not use aggressive chemical to cleaning.
3. Storage and using temperature: could not be lower than -30°C.

	Product code		Date of manufacture
	Caution: read instructions (warnings) carefully		Medical Device compliant with Regulation (EU) 2017/745
	Medical Device		Keep in a cool, dry place
	Consult instructions for use		GB Keep away from sunlight
	Manufacturer		Lot number

## GIMA WARRANTY TERMS

The Gima 12-month standard B2B warranty applies.