



LAMPADA GERMICIDA
GERMICIDAL LAMP

GERMI GIMA PLUS



MANUALE D'USO USER MANUAL

ATTENZIONE: Gli operatori devono leggere e capire completamente questo manuale prima di utilizzare il prodotto.

ATTENTION: The operators must carefully read and completely understand the present manual before using the product.

AVIS: Les opérateurs doivent lire et bien comprendre ce manuel avant d'utiliser le produit.

ACHTUNG: Die Bediener müssen vorher dieses Handbuch gelesen und verstanden haben, bevor sie das Produkt benutzen.

ATENCIÓN: Los operadores tienen que leer y entender completamente este manual antes de utilizar el producto.



GIMA S.p.A. - Via Marconi, 1 - 20060 Gessate (MI)
ITALIA: Tel. 02 953854.1 - Fax. 02 95381167 / e-mail: gima@gimaitaly.com - www.gimaitaly.com

INTERNATIONAL: Tel. +39 02 953854209/221/225 - Fax. +39 02 95380056
e-mail: export@gimaitaly.com - www.gimaitaly.com

Rev. 2 - 09/02/2021

DESCRIPTION

Germicidal lamp ideal for the employment in aesthetical field and ambulatory field.

It maintains the sterilization of surgical or aesthetical irons.

It isn't adapt for sterilizing. **It isn't a medical device.** Furnished in 3 different models according to the demands.

Built with body in metal with elevated resistance.

PRECAUTIONS



CAREFULLY CONSULT THE INSTRUCTION MANUAL BEFORE USING THE EQUIPME



THE EQUIPMENT MAY ONLY BE UTILIZED BY QUALIFID PERSONNEL



**DON'T OPEN THE EQUIPMENT
FOR A TECHNICAL ASSISTANCE CONTACT GIMA AFTER SALES SERVICE**

GIMA does everything within its power to ensure that its products are safe to use.

It is, however, of fundamental importance to observe the basic rules of safety in order to avoid electric shocks or fires.

1. On using the equipment for the first time, and on each successive occasion, check that the power cord cable is not damaged, split or peeling. **If it is, do not insert the plug in the electric socket**
2. On using the equipment for the first time, check that no parts of it have been broken, cracked or opened during transportation. **If so, do not insert the plug in the socket**
3. Do not handle the plug with wet or damp hands. Do not use the equipment in the shower or in the bath.
4. Do not immerse the equipment in water
5. Do not allow children or incapable people to use the equipment without supervision
6. Do not leave the equipment exposed to atmospheric agents or heat sources
7. Do not utilize the equipment for uses other than those foreseen by the manufacturer. Any different use must be considered incorrect and therefore dangerous; the manufacturer cannot be considered liable for damage caused by improper, incorrect and / or unreasonable use or if the appliance is used in electrical plants that are not in compliance with the regulations in force;



IMPORTANT INFORMATION FOR CORRECT DISPOSAL OF THE PRODUCT IN ACCORDANCE WITH EC DIRECTIVE 2012/19/UE-WEEE:






The symbol on the device indicates the separated collection of electric and electronic equipment. At the end of life of the device, don't dispose it as mixed solid municipal waste, but dispose it referring to a specific collection centre located in your area or returning it to the distributor, when buying a new device of the same type to be used with the same functions. This procedure of separated collection of electric and electronic devices is carried out forecasting a European environmental policy aiming at safeguarding, protecting and improving environment quality, as well as avoiding potential effects on human health due to the presence of hazardous substances in such equipment or to an improper use of the same or of parts of the same

Caution: The wrong disposal of electric and electronic equipment may involve sanctions.

TECHNICAL SPECIFICATIONS

Model	GERMI GIMA PLUS
Supply	230V / 50Hz
Power Consumption	A seconda del modello 10W - 18W - 35W
Fuse	2 x 1 A
Operative Condition	Room temperature: 5 ÷ 35°C Room humidity temperature: 30 ÷ 75% RH
Storage Condition and Trasporting	Room temperature: -40 ÷ 70°C Room, humidity temperature: 10 ÷ 100% RH

SIMBOLOGY

	Mark of conformity to the European Directive 2014/35/EU; 2014/30/EU Manufactured by: CA-MI Srl - Via Ugo La Malfa n°13 43010 Pilastro (PR) Italia
	Warning, consult the instruction manual
	Fuse
230V ~	AC Voltage
Hz	Frequency
	To preserve in place coolness and dry land
	Conservation temperature: -40 ÷ 70 °C



IN THE EVENT OF A FAILURE OR MALFUNCTIONING DON'T ATTEMPT TO REPAIR THE EQUIPMET, BUT CONTACT GIMA AFTER SALES SERVICE IMMEDIATELY

IF, ON INSPECTION OF THE EQUIPMET BY GIMA AFTER SALES SERVICE, THE EQUIPMENT IS FOUND TO HAVE BEEN TAMPERED WITH, THE GUARANTEE WILL BE CONSIDERED NULL AND VOID.

USER INSTRUCTIONS

Principle of operation:

This device maintains sterilization through irradiation with short wave ultraviolet rays .

The vapor of mercury at to low pressure contained in the lamp, submitted to electric discharge, give out a short wave radiations that will be distribute for the 90% around the frequency of 253,7 nm, and in tall frequencies the lamp give out a visible light of bluish color.

It is just around the 253,7 nm that is developed the maximum germicidal power.

Germicidal action:

The ultraviolet radiations are lethal for the microorganisms.

The quantity of radiation necessary to destroy a microorganism depends from the type of the microorganism and from the environmental conditions.

The lethal dose of radiation UV for a determined microorganism depends therefore from the intensity of the source, from the exposure time and from other factors like temperature, damp and the reflection formalities of the rays. Our apparatus has been planned and built in way to maximize the effect of the radiations and to assure an optimal result in varied uses.

It is ideal for a suitable maintenance of the tools after the sterilization.

The following chart points out the necessary times, express in second, for the destruction of some microorganisms.

Microrganism	Seconds	Microrganism	Seconds	Microrganism	Seconds
Batterius	14	Protozoi		Aspergillus Flauvus	165
Streptococco. Lactis	9	Paramecium	333	Aspergillus Flavus	550
Streptococco. Hemulyticus	10	Uova di Nematodi	36	Rhizopus Nigricans	366
Staph. Aures	10	Alge	36	Mucor Racemosus A	58
Micrococcus Sphaeroid.	25	Virus		B di Racemosus di Mucor	58
Sarcinia Lutea	44	Bacteriophage	10	Lactis di Oospora	18
Fluorescens di Pseudomonas	18	Mosaico del tabacco	733	Fermental	
Escherichia Coli	11	Influenza	10	Elipsoideus di Saccharaomyces	22
Proteus Volgaris	13	Spore		Sp di Saccharaomyces.	29
Serratia Marcescens	10	Pencillium Requeforti	45	Cerevisiac di Saccharaomyces	22
Bacillo Subtilis	18	Pencillium Expansum	36	Fermento di birra	11
Bacillo spore di Subtilis	36	Pencillium Digitatum	146	Fermento del pane	14
Spirillum	10	Aspergillus Glaucos	146		

INSTRUCTION

- Position the appliance on a flat, stable and clean surface. **CAUTION: The ON/OFF switch on the later side of the appliance must be always easily reachable in case of emergency condition**
- Connect the electric cable to the net.
- Open the frontal cover using the special handle grip
- Insert on the intern grate the tools that it intends each other to maintain sterile.
- Close the frontal cover
- Switch ON the interrupter



The apparatus is furnished with a safety switch that prevents the operation with the frontal cover open. Before turning on the apparatus always close the frontal counter.

MAITENANCE

- Clean the lamp with cotton soaked with alcohol.
- Perform this operation with the apparatus turned off and with cable disconnected from the alimentation.
- Clean the frontal cover with water and soap.
- Don't use solvents.
- Replace the lamp every 2-3000 ours.
- **To replace the lamp rotate it by 90° and pull it downwards. Repeat the operation in the opposite way to install the spare lamp.**



GIMA S.p.A. – Via Marconi, 1 – 20060 Gessate (MI) - Italia

GARANZIA

GIMA garantisce i suoi prodotti per un periodo di **24 mesi** dalla data di acquisto. In base a tale garanzia, GIMA si obbliga unicamente a riparare o sostituire gratuitamente il prodotto o le parti di esso che risultano difettose a seguito verifica effettuata presso i nostri stabilimenti a cura del Servizio Assistenza Tecnica. Il prodotto deve essere reso accompagnato da una descrizione del difetto rilevato. La garanzia, con esclusione di responsabilità per danni diretti e indiretti, si ritiene limitata ai soli difetti di materiale o di lavorazione e cessa di avere effetto quando i pezzi resi risultino comunque smontati, manomessi o riparati fuori dalla Fabbrica o dai centri di assistenza autorizzati.

L'apparecchio reso, anche se in garanzia, dovrà essere spedito in **PORTO FRANCO**.

La merce viaggia sempre a rischio e pericolo del committente, senza alcuna responsabilità della GIMA per danni causati dal trasporto o smarrimento da parte del vettore anche se spedita in porto franco.

WARRANTY

GIMA warrants it's products for **24 months** after purchasing date. In front of this warranty, GIMA will be obliged only to repair or substitute free of charge the products or parts of them that, after verification effected on our factory, or our authorized Service Center, by the Technical Service, results defective. The product must be accompanied by a description of the defect. The warranty, with exclusion of responsibility for direct and indirect damages, it is thought limited to the solos defects of material or workmanship and it stops having effect when the device results however gotten off, tampered or sheltered out of the Factory or from the Authorized Service center.

The commodity always travels to risk and danger of the buyer, without any responsibility of GIMA for damages caused by the transport or dismay from the vector.

CERTIFICATO DI GARANZIA - WARRANTY CERTIFICATE

Apparecchio tipo / Device model _____

Acquistato in data / Purchasing date _____

Rivenditore/Authorized dealer _____

Via / Street

Località / Place

Venduto A / Purchased By _____

Via / Street

Località / Place



GIMA S.p.A. – Via Marconi, 1 – 20060 Gessate (MI) - Italia

CERTIFICATO DI GARANZIA - WARRANTY CERTIFICATE

Apparecchio tipo / Device model _____

Acquistato in data / Purchasing date _____

Rivenditore/Authorized dealer _____

Via / Street _____ Località / Place _____


Venduto A / Purchased By _____

Via / Street _____ Località / Place _____

CARTOLINA DA RITORNARE ALLEGATA
ALL'APPARECCHIO IN CASO DI
RIPARAZIONE IN GARANZIA

TIMBRO E FIRMA RIVENDITORE
AUTHORIZED DEALER STAMP AND
SIGNATURE

FOR WARRANTY REPARATIONS THE
POSTCARD WILL BE RETURNED WITH
THE DEVICE



GIMA S.p.A. – Via Marconi, 1 – 20060 Gessate (MI)
ITALIA: Tel. 02 953854.1 – Fax. 02 95381167 / e-mail:
gima@gimaitaly.com – www.gimaitaly.com

INTERNATIONAL: Tel. +39 02 953854209/221/225 –
Fax. +39 02 95380056
e-mail: export@gimaitaly.com – www.gimaitaly.com