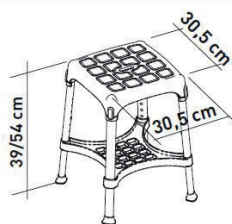


SHOWER STOOL WITH TRAY SGABELLO DA DOCCIA CON VASSOIO TABOURET DE DOUCHE AVEC TABLETTE DUSCHHOCKER MIT TABLETT TABURETE DE DUCHA CON BANDEJA BANQUETA DE CHUVEIRO COM PRATELEIRA ΣΚΑΜΠΟΝ ΜΠΑΝΙΟΥ ΜΕ ΔΙΣΚΟ



ENGLISH

INTENDED USE:

Products from the Stools range are designed to provide users with greater autonomy and independence when using the shower during daily personal hygiene routines, reducing muscle fatigue caused by standing and minimising the risk of slipping and injury. The versions with non-slip rubber feet ensure better floor grip, while models with height-adjustable legs allow users to easily modify the stool's total height to suit their needs. Versions with a swivel seat provide greater freedom of movement without the need to stand up. Thanks to their flexibility, the stools can also be used on uneven floors, typical of many shower trays. The stools are available in three different shapes. The stools are easy to move thanks to their lightweight design. The stools can be complemented with a soft cushion, making them more comfortable to use. Soft cushions and swivel seats are sold separately as accessories.

INDICATIONS AND CONTRAINDICATIONS:

Products in the Stools range are a helpful aid for elderly individuals, wheelchair users, people with limited mobility in the lower back, knees or hips, and anyone who has difficulty maintaining an upright position during personal hygiene routines in the shower. The user must have sufficient balance to switch between sitting and standing positions, as well as the ability to remain safely seated. Users with balance or spatial awareness issues are advised against using the stools.

MAXIMUM USER WEIGHT: 170Kg

WARNINGS AND SAFETY INSTRUCTIONS:

- The maximum user weight specified in these assembly instructions must not be exceeded.
- Before each use, the user must ensure that the stool is properly assembled and in a stable position.
- The stool must only be used on surfaces free of obstacles.
- When assembling the product, all instructions in the User Manual must be strictly followed.
- There is a heightened risk of finger injuries during assembly procedures.
- Do not rock or sway while using the stool; this could cause the legs to slip, tip or fail.
- Ensure the stool is always supported by all 4 of its legs.
- Do not modify the stool or any of its components in any way whatsoever.
- Do not use the stool if it is damaged or tampered with in any way.
- After use, the stool must be removed from the shower tray to prevent potential obstructions.
- Do not use the stool for purposes other than those intended.
- The stool should not be stored outdoors.
- Avoid direct contact with open wounds or damaged skin to prevent potential infections.

MAINTENANCE INFORMATION:

Product maintenance involves cleaning and sanitisation procedures. To ensure safe use and compliance with hygiene standards, users must perform these procedures before each use. The user must verify the structural integrity of both the device and its components and check that all screws are properly fastened. For cleaning and sanitisation, follow these steps:

1. Wear gloves
 2. Remove any visible soiling before thorough sanitisation.
 3. Use water or mild detergents for cleaning.
 4. Wipe with a clean, dry cloth.
- Alternatively, the product can be sanitised in a household dishwasher at the maximum temperature. The soft cushion must be strictly hand-washed.

REUSE CONDITIONS:

The product is suitable for reuse by other users. Before being used by other users, the product must be thoroughly cleaned and sanitised. Before transferring the product to other users, the product must be inspected by qualified retailers.

CORRECT DISPOSAL PROCEDURE:

Do not dispose of the product with regular household waste. Contact your local authorities for the correct disposal procedure.

REPORTING ACCIDENTS:

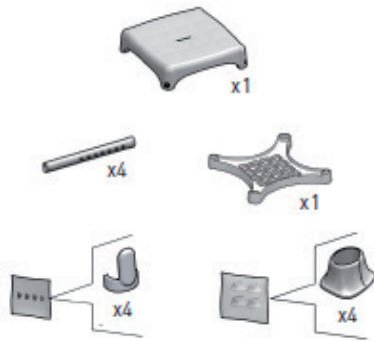
If a serious incident related to use of this device occurs, contact the manufacturer at info@imglobaldesign.com and the relevant authority in your country.

REF	Product code	LOT	Lot number
CE	Medical Device compliant with Regulation (EU) 2017/745		Manufacturer
SN	Serial number		Date of manufacture
MD	Medical Device		Consult instructions for use

GIMA WARRANTY TERMS

The Gima 12-month standard B2B warranty applies.

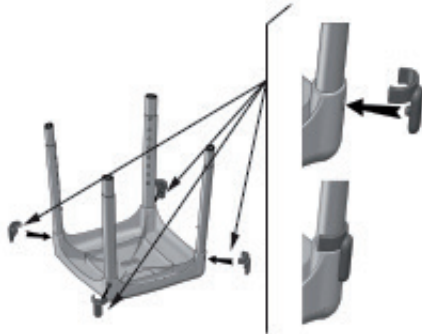
1



2



3




4



5



6



7



MAX USER WEIGH:
PESSO MASSIMO UTILIZZATORE:
POIDS MAXIMUM UTILISATEUR:
MAXIMALES BENUTZERGEWICHT:
PESSO MÁXIMO DEL USUARIO:
PESSO MÁXIMO DO UTILIZADOR
ΜΕΓΙΣΤΟ ΒΑΡΟΣ ΧΡΗΣΤΗ:

170 Kg
375 lb



LM GLOBAL DESING Ltd.
Suite 123, The Capel Building
Mary's Abbey Dublin 7, D07VY68, Ireland
Made in Italy

GIMA 42904

REF KING-STAT-74

