

SEDIA DA DOCCIA GIREVOLE con schienale e braccioli in PU

ROTATING SHOWER CHAIR with PU backrest and seat

CHAISE DE DOUCHE ROTATIVE avec dossier et siège PU

SILLA DE DUCHA GIRATORIA con respaldo y asiento en PU

CADEIRA DE DUCHE ROTATIVO com encosto e assento em PU

DREHBARER DUSCHSTUHL mit PU-Rückenlehne und -Sitz

ROTTERANDE DUSCHSTOL med ryggstöd och sits i PU

ΠΕΡΙΣΤΡΕΦΟΜΕΝΗ ΚΑΡΕΚΛΑ ΜΠΑΝΙΟΥ με πλάτη και κάθισμα PU

E' necessario segnalare qualsiasi incidente grave verificatosi in relazione al dispositivo medico da noi fornito al fabbricante e all'autorità competente dello Stato membro in cui si ha sede.

All serious accidents concerning the medical device supplied by us must be reported to the manufacturer and competent authority of the member state where your registered office is located.

Il est nécessaire de signaler tout accident grave survenu et lié au dispositif médical que nous avons livré au fabricant et à l'autorité compétente de l'état membre où on a le siège social.

Es necesario informar al fabricante y a la autoridad competente del Estado miembro en el que se encuentra la sede sobre cualquier incidente grave que haya ocurrido en relación con el producto sanitario que le hemos suministrado.

É necessário notificar ao fabricante e às autoridades competentes do Estado-membro onde ele está sediado qualquer acidente grave verificado em relação ao dispositivo médico fornecido por nós.

Jeder schwere Unfall im Zusammenhang mit dem von uns gelieferten medizinischen Gerät muss unbedingt dem Hersteller und der zuständigen Behörde des Mitgliedsstaats, in dem das Gerät verwendet wird, gemeldet werden.

Det är nödvändigt att meddela tillverkaren och de behöriga myndigheterna i den berörda medlemsstaten, om alla allvarliga olyckor som inträffat i samband med den medicintekniska utrustning som levererats av oss.

Σε περίπτωση που διαπιστώσετε οποιοδήποτε σοβαρό περιστατικό σε σχέση με την ιατρική συσκευή που σας παρέχουμε θα πρέπει να το αναφέρετε στον κατασκευαστή και στην αρμόδια αρχή του κράτους μέλους στο οποίο βρίσκεστε.

REF HE13741000 (Gima 42912)



HEBEI HEALTHPLUS MEDICAL DEVICE CO.,LTD
NO.1,Chuangye Street,Matou Industry Park,HanDan City,HeBei
Province,China
Made in China



Y.Sung Handelsvertretung
Dusselthaler Str. 24, 40211
Dusseldorf Germany



Gima S.p.A.
Via Marconi, 1 - 20060 Gessate (MI) Italy
gima@gimaitaly.com - export@gimaitaly.com
www.gimaitaly.com



HE10688023

KD ALUMINUM SHOWER CHAIR WITH ROTATING SEAT

Parts of the product



- 1. PU Backrest**
- 2. Foam Armrest**
- 3. PU Seat**
- 4. Rotating lever**
- 5. Rotating plate system**
- 6. Flip-up button of armrest**
- 7. Height adjustable foot tube**
- 8. Tip**

Safety instructions

- Read these instructions for use carefully.
- All components should be checked for damage and a secure fit prior to use.
- Approved for indoor use only.
- Clothing or body parts can be pinched when sitting down, standing up, inserting the toilet bucket, as well as when raising the armrests and locking them into place.
- If you need to move over thresholds, do so slowly and carefully, otherwise the wheels can become damaged!
- When using a wheeled commode, always use the parking brakes.
- During transfer into/out of the wheeled commode, the footrests must be swiveled out of the way.

- Never use the footrests as assistance when getting up - risk of tipping!
- Prevent unauthorized use, for example, by children.
- Take note of the permitted maximum weight of the user.
- This information can be found in the technical data in these instructions for use as well as on the identification plate.

Assembly

Step 1

Attach backrest to the frame, by depressing push buttons and sliding the backrest pipes into the tubes located on each side and on the back of the seat.



Step 2

Attach the legs to the frame by depressing push buttons into the tubes located on each side of the legs. Make sure that push button “snap” correctly through holes and are stable and adjusted the same way.

**Step 3**

Check stability, the seat shall not be













unstable or shaky. Using the rotating shower chair

- (1) Lift up the lever and turn the seat to face the user, then lock the seat into position by lowering the lever and keep swiveling the seat until it locks in position.
- (2) Unlock the seat by lifting the lever.
- (3) When users are seated on the chair position lock the seat and ensure that it is locked into position and no longer rotates freely.
- (4) Lock the shower chair when the user faces the open side of the bath. The user can now stand up carefully and slowly.
- (5) Using the armrests, press on the button and lift backwards the armrests.

**Dati tecnici**

Product	KD ALUMINUM SHOWER CHAIR WITH ROATING SEAT
Product number	HE13741000
Weight capacity (lbs/kg)	300 lbs/ 136 kg
Product dimension (mm) L x W x H	506*(475-500)*(812-914)mm
Product folding dimension L x W x H	510*345*400mm
Product weight (lbs/kg)	5.37kg
Seat dimension (inch/mm) L x W	407*337*52mm
Backrest material	PU
Seat material	PU
Arm pad material	EVA Foam
Frame material	Aluminum
Frame color	Sliver
Quantity in box (piece)	1
Product weight including box (lbs/kg)	6.74kg
Carton dimension L x W x H	525*360*425mm

Symbol

	Caution: read instructions (warnings) carefully		Keep in a cool, dry place
	Manufacturer		Date of manufacture
	Lot number		Product code
	Medical Device compliant with Regulation (EU) 2017/745		Authorized representative in the European community
	Medical Device		Consult instructions for use
	Serial number		Imported by

GIMA WARRANTY TERMS

The Gima 12-month standard B2B warranty applies.