

**ENGLISH**

## 4-LEG WALKING STICK (QUADRIPOD)


All serious accidents concerning the medical device supplied by us must be reported to the manufacturer and competent authority of the member state where your registered office is located.

### INTENDED USE

Quadripod walking sticks are **Class I medical devices** that are aids for patients with walking difficulties who require a stick that provides greater stability than those of a more conventional nature.

Using the walking stick will vary from person to person. A minimum of patient training by medical or health care professionals is, however, required.

### CONTRAINDICATIONS AND GENERAL WARNINGS

 Using and adjusting the walking stick will depend on the user. When using for the first time, medical personnel are required to adjust the height and provide training in its use.

An evaluation of suitability by medical personnel is required for persons with psychomotor disorders or those with prostheses or orthoses in their lower limbs.

In some persons prolonged use may lead to issues in the joints of the arm when using the aid. If any pain is felt in the hand, wrist, elbow or shoulder, stop using the aid and seek medical advice.

Do not use in direct contact with injured tissue  
**DO NOT use the device if it is damaged.**

### ADJUSTING THE HEIGHT

Proceed observing the steps in Fig.1:

1. Release the spring clip (see note in Fig.2)
2. Release the fastening ring nut
3. Adjust the height by sliding the tubes and align the holes
4. Reposition the spring clip
5. Tighten the ring nut.

**Note:** Do not use any tools to remove the spring clip as this may cause it to be damaged.

### CORRECT USAGE

Correct usage of the walking stick is shown in Figure 3.

In order to ensure stability, users of the walking stick will have to walk using short strides to **keep the stick supported with all four of its feet on the floor at all times.**

### WARNINGS

- Beware of wet, slippery or sloping surfaces.
- Take care when using on stairs by ensuring that all four feet are able to rest on the step.
- The aid is not suitable for use on soft ground or uneven surfaces. Use only on flat surfaces.

### RE-USE

The aid is reusable after checking that it is structurally sound and that the hand grip does not have any defects. It also needs to be sanitised and the ferrules replaced.

### MAINTENANCE AND CLEANING

**Replacing the ferrules:** The ground support ferrules are subject to wear and tear. Frequent replacement is recommended using original spare parts.

**Disinfecting:** Use sodium hypochlorite-based disinfectants at low concentrations to disinfect the hand grip.

**Cleaning:** Clean the hand grip frequently using mild soap.

### GIMA WARRANTY TERMS

The Gima 12-month standard B2B warranty applies.

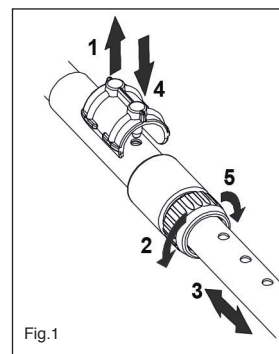


Fig.1

Rimuovere la molla di bloccaggio spingendo con entrambi i pollici sui lati.  
 Remove the spring clip by pushing with both thumbs on the sides.

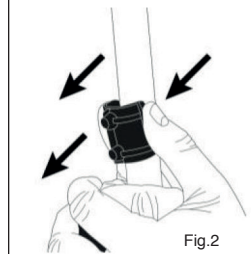


Fig.2

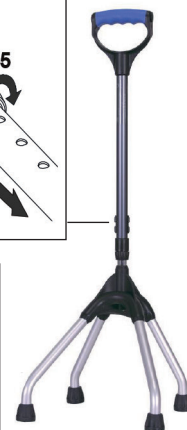
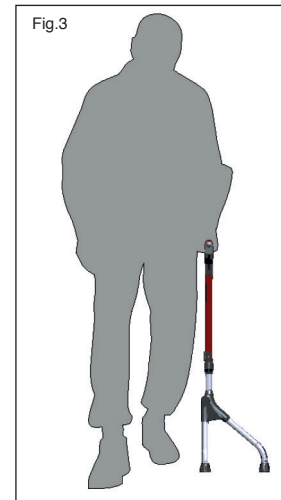











Fig.3



Peso Max. utente  
 Max. user weight  
**100 kg**

	IT Dispositivo medico conforme al regolamento (UE) 2017/745 GB Medical Device compliant with Regulation (EU) 2017/745		IT Codice prodotto GB Product code		IT Leggere le istruzioni per l'uso GB Consult instructions for use
	IT Data di fabbricazione GB Date of manufacture		IT Numero di lotto GB Lot number		IT Attenzione: Leggere e seguire attentamente le istruzioni (avvertenze) per l'uso GB Caution: read instructions (warnings) carefully
	IT Fabbricante GB Manufacturer		IT Dispositivo medico GB Medical Device		IT Conservare in luogo fresco ed asciutto GB Keep in a cool, dry place

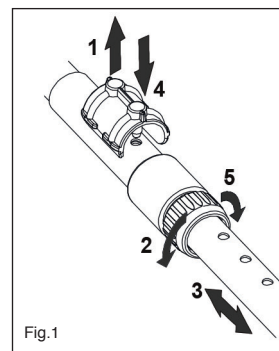


Fig.1

Retirez le ressort de fixation en poussant les côtés avec les deux pouces..  
 Remove el muelle de bloqueo empujando con ambos pulgares en los lados.

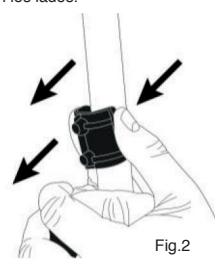


Fig.2

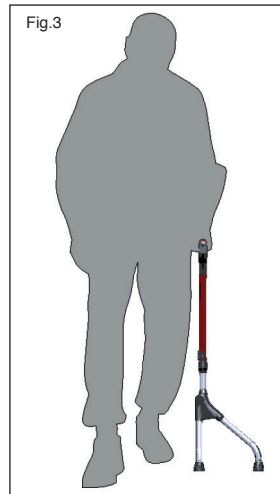


Fig.3



Poids maximal de l'utilisateur  
 Peso Máx. usuario  
**100 kg**

	FR Dispositif médical conforme au règlement (UE) 2017/745 ES Producto sanitario conforme con el reglamento (UE) 2017/745		FR Code produit ES Código producto		FR Consulter les instructions d'utilisation ES Consultar las instrucciones de uso
	FR Date de fabrication ES Fecha de fabricación		FR Numéro de lot ES Número de lote		FR Attention: lisez attentivement les instructions (avertissements) ES Precaución: lea las instrucciones (advertencias) cuidadosamente
	FR Fabricant ES Fabricante		FR Dispositif médical ES Producto sanitario		FR À conserver dans un endroit frais et sec ES Conservar en un lugar fresco y seco

**REF 0739/K (43077)**  
 Officina Prodotti Ortopedici S.r.l.  
 Via Bellini 33, Rastignano (Bologna - Italy)  
 Made in Italy

