


REF **KDB-697 (GIMA 43196)**
KDB-698 (GIMA 43198) Zhongshan Kangdebao(KDB) Rehabilitation Equipment Co.,Ltd.
24# Longcheng Road, Dongsheng Town, Zhongshan City, Guangdong Province, China
Made in China**EC** **REP** SUNGO Europe B.V.
Olympisch Stadion 24, 1076DE Amsterdam,
Netherlands **Gima S.p.A.**
Via Marconi, 1 - 20060 Gessate (MI) Italy
gima@gimaitaly.com - export@gimaitaly.com
www.gimaitaly.com**ENGLISH****NAME:****Commode Chair**

All serious accidents concerning the medical device supplied by us must be reported to the manufacturer and competent authority of the member state where your registered office is located.

INTENDED USE:

The Commode Chair is used for excreting of people who are experiencing illness, injury or disability, it can be used at home or hospital.

OPERATOR

The device can be operated by the user self, the nursing staff or the caregiver.

PATIENT POPULATIONS

People with disabilities, patients and the elderly.

CONTRAINDICATIONS

Supervise children, when they use the Commode chair.

INSTRUCTION FOR USE

1. Adjust the commode chair according to the required height by pressing the marble of the leg tube. Note that the marbles of the four legs should be positioned in the same gear when adjusting the height. For products with detachable feet, you can hang the detachable feet (as shown in the figure below), align the positioning holes of the leg brackets with the positioning pins of the frame, and then gently swing inward until the handle is automatically locked and fixed, and put down the foot pedal to enhance the comfort of use. And for products with foldable structure but without height adjustable function, you just need to unfold the frame and install the necessary parts such wheels, and fix the bucket and seat panel before use.
2. Lift the seat plate, put the toilet pan directly on the toilet pan shelf, hang the toilet pan on the toilet pan shelf, and then put the seat plate down to use.
3. When in use, the seat cover can be used as a backrest.
4. After use, close the toilet pan cover and lift or remove it directly from the toilet pan holder.
5. The commode chair can be folded up when not in use, which is convenient for storage and takes up less space.
6. Remove the backrest and toilet bowl and put them on the toilet for use as a toilet safety fence to protect the lives of the elderly, pregnant women and babies.
7. Add a splash-proof bucket, put it on the toilet, and use it as a toilet raiser and toilet safety fence. Especially for pregnant women, It is recommended to use this method for the elderly with inconvenient legs and other people who are inconvenient to squat too low.

MAINTENANCE

1. The surface of the product should not be scratched or scratched by hard objects to prevent material damage.
2. For daily cleaning and maintenance, apply neutral synthetic detergent, wipe with a damp cloth, and then wipe with a dry cloth.

- Routinely clean and disinfect once a day by medical staff or users, and thoroughly disinfect the commode when changing patients.
- Do not contact with strong acids and alkalis to prevent corrosion.

PRECAUTIONS AND WARNINGS:

- Please place the commode chair in a dry and ventilated place away from direct sunlight, and avoid corrosive chemicals such as oil, acid, and alkali.
- Keep the commode seat clean. It can be wiped with ordinary neutral detergent. After wiping, please wipe it with a dry cloth immediately.
- The commode chair should avoid exposure to the sun and rain, and the commode chair should be wiped dry immediately after each use.
- Some high-quality lubricants can be added to the movable parts for lubrication, which is better for use.
- Regularly check the connection of the commode chair to prevent accidents caused by loosening and falling off.
- Frequently check whether there are cracks everywhere in the commode chair and other defects that will affect the use of the chair.
- Frequently check whether the seat frame and the seat plate are firm.
- The product should be placed steadily and not shaken strongly to prevent structural damage.
- The normal service life of the product is 3 years from the day it leaves the factory.
- Commode chair with wheels should NOT be used as a manual wheelchair, only for short-distance mobility.
- Do not stand on the chair with dismantled feet, otherwise the product may fall over.
- Don't use the device in direct contact with the skin.
- Maximum capacity 125 kg.

STORAGE

The packed wheelchair should be stored in a ventilated and dry place, no corrosive gas and well ventilated and clean room. To avoid damp, strong light and keep away from heat sources during transportation.

WARRANTY

This product is guaranteed for 1 year under normal use according to the instructions.




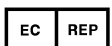









SHELF LIFE

3 years.

DISPOSAL

Disposal restrictions depend upon the contamination incurred during use and are subject to national or local legislation.

LABELS, PACKING LOGO DESIGN:

Symbol	Introductions	Symbol	Introductions
	Medical Device compliant with Regulation (EU) 2017/745		Medical Device
	Manufacturer		Authorized representative in the European community
	Date of manufacture		Keep away from sunlight
	Lot number		Non sterile
	Caution: read instructions (warnings) carefully		Product code
	Consult instructions for use		Keep in a cool, dry place
	Imported by		

GIMA WARRANTY TERMS

The Gima 12-month standard B2B warranty applies