



GIMA

PROFESSIONAL MEDICAL PRODUCTS

SEDIA DA UFFICIO
OFFICE CHAIR
CHAISE DE BUREAU
SILLA DE OFICINA

MANUALE D'USO – ISTRUZIONI E MONTAGGIO
USER MANUAL – ASSEMBLY INSTRUCTIONS
MODE D'EMPLOI – INSTRUCTIONS ET MONTAGE
MANUAL DE USO – INSTRUCCIONES Y MONTAJE



GIMA 45110

Fabbricante/Manufacturer/Fabricant/Fabricante:

Jiangsu Saikang Medical Equipment Co.,Ltd

No. 35 Lehong Road, Modern Agriculture Demonstration Park,

Zhangjiagang City, Jiangsu Province, China

export@saikangmedical.com

Made in China

REF SKE702

Importato da/Imported by/ Importé par/ Importado por:


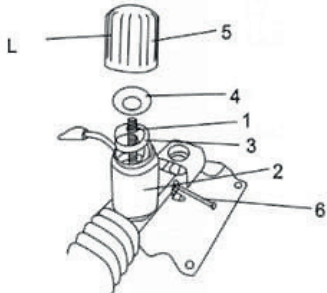
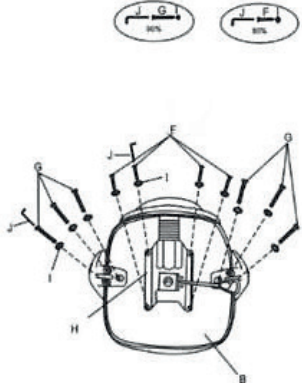













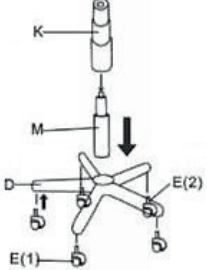

Gima S.p.A.

Via Marconi, 1 - 20060 Gessate (MI) Italy

gima@gimaitaly.com - export@gimaitaly.com

www.gimaitaly.com

INSTALLATION

		<p>1</p> 	<p>2</p> 
<p>A</p>  <p>1PC</p>	<p>B</p>  <p>1PC</p>		
<p>C</p>  <p>2PCS</p>	<p>D</p>  <p>1PC</p>		
<p>E</p>  <p>5PCS</p>	<p>F</p>  <p>4PCS</p>		
<p>G</p>  <p>6PCS</p>	<p>H</p>  <p>1PC</p>		
<p>I</p>  <p>10PCS</p>	<p>J</p>  <p>1PC</p>		
<p>K</p>  <p>1PC</p>	<p>L</p>  <p>1PC</p>		
<p>M</p>  <p>1PC</p>			
		<p>3</p> 	<p>4</p> 

MAXIMUM LOAD

135 Kg

FAULTS EXCLUSION

Common failures	Probable reasons	Excluding methods
Difficult to move the whole chair	1. The caster is locked without releasing the brake 2. The caster is damaged	1. Release the brake 2. Replace the caster

MAINTENANCE

1. In order to use the chair safely, it is necessary to perform regular safety inspections on the chair. It is recommended to check it every six months to ensure that the connections are not loose and all operations are normal.
2. When the chair frame ages and it reaches a certain servicing time, which the metal part of the chair and plastic parts of the chair can be recycle.
3. Avoid scratching the panel with sharp-angle appliances or knives during use, and clean it frequently to keep it clean and dry.
4. If the panel is accidentally stained with stains, it is recommended to clean it. Do not use alkaline or corrosive chemicals to clean the anesthesia trolley, which will cause the stainless steel surface to rust.
5. Regularly check the casters to avoid hitting or overloading, which will cause damage to the casters.
6. It is forbidden to force the casters to brake when braking, which will cause damage to the brake system.
7. The wear of the tire surface of the wheel can be detected by visual inspection. Some thread spun yarn and other accumulations may be wrapped around the wheel, remove the bolts and nuts of the wheel, clean up the debris, and check whether the bearing of the wheel is damaged. If the parts are not damaged, can be reassembled and used.

8. Judging whether the caster is replaced according to the time used, wear and tear, you can replace the wheels and make sure that the axles bolt and nuts are well put together and connected. If possible, use a lock washers or locknuts to help you with this process.
9. For the casters equipped with brakes, it is necessary to regularly check whether the brakes are working properly. Check the brakes once a day or before each use.
10. If the mechanism of the brake system of the caster is damaged, and the brake needs to be repaired or replaced, please contact our after-sales service department or authorized dealer provide by our company
- . Every time the brakes are replaced, the brake performance of the casters must be retested.

PACKAGING, TRANSPORT, STORAGE

1. The packaging of chair is carried out according to the contract or product standard.
2. Avoid rushing out, violent vibration, and prevent from sunlight and rain during the transportation of the chair.
3. The chair should be stored:
 - a) Ambient temperature: +5°C ~ +40°C.
 - b) Relative humidity: ≤ 85%.
 - c) Atmospheric pressure: 70 kPa ~ 106 kPa.

AFTER-SALES SERVICE

1. Please keep the files that comes with the machine and invoices of this product properly, and you need to present these files when the company performs warranty and maintenance for the product.
2. If there is any problem in the process of using, please contact our company in time, so that our company can provide you with accurate and fast technical support and maintenance services in a timely manner.
3. From the date of sale, if the product is broken or damaged due to the correct installation and use according to the specification, the product will enjoy one-year free warranty and lifelong maintenance service with the "certificate" or invoice.
4. From the date of purchase, if it is indeed damaged or does not work normally due to quality problems within one year, the company will provide to the users a free repairing of the product.
5. Lifetime service from manufacturer: JIANGSU SAIKANG MEDICAL EQUIPMENT CO LTD.

GIMA WARRANTY TERMS

The Gima 12-month standard B2B warranty applies.