



PROFESSIONAL MEDICAL PRODUCTS

PARAVENTI

WING SCREENS

PARAVENTS

REF 45560-45561-45562-45563

Distribuito da / distributed by / distribué par
Gima S.p.A.
Via Marconi, 1 - 20060 Gessate (MI) Italy
gima@gimaitaly.com - export@gimaitaly.com
www.gimaitaly.com
Made in Italy

Fabbricante / Manufacturer / Fabricant:
SCROSATI ARREDAMENTI METALLICI SRL
Via Vittorio Veneto 95, 21015 Lonate Pozzolo (VA)
scrosati@scrosati.com



PRODUCTS

- 45560 3 Wing screen - without curtains
- 45561 3 Wing screen with castors - without curtains
- 45562 4 Wing screen - without curtains
- 45563 4 Wing screen with castors - without curtains

INTRODUCTION

You should carefully read this manual before using this medical device.


DESCRIPTION

Wing screen in aluminium alloy tubular frame mounted on feet or castors. The product is intended for medical, outpatient and physiotherapy surgeries where there is a need to create a partition or mobile wall.

COMPONENTS

Aluminium alloy tubular frame

Pair of curved tubulars with castors



Castors Ø 50 mm



Assembly material



- n. 2 TE SCREWS 6x50
- n. 2 M6 NUTS
- n. 4 WASHERS 6x12
- HEXAGONAL WRENCH

ASSEMBLY INSTRUCTIONS

Begin the assembly phase by setting up a stable horizontal work plan.

	<p>Take 1 TE screw, 2 washers and 1 nut and, using the hexagonal wrench, secure the frame and tubular with the wheels as in the picture. REPEAT THE SAME OPERATION WITH THE OTHER TUBULAR WITH CASTORS.</p>
	<p>Take the rods and insert them into the holes at the bottom of the screen, after inserting the curtains (sold separately from the screen).</p>

TECHNICAL DATA

<p>Measurement</p>	<ul style="list-style-type: none"> • Cod.45560: cm 150 x h 167,5 • Cod.45561: cm 150 x h 174 • Cod.45562: cm 200 x h 167,5 • Cod.45563: cm 200 x h 167,5 <p>Box cm 176x57x13</p>
<p>Weight</p>	<ul style="list-style-type: none"> • Cod.45560: 3,7 kg • Cod.45561: 4 kg • Cod.45562: 5,1 kg • Cod.45563: 5,4 kg <p>Box 2,4 kg</p>

WARNINGS!

- Check the locking nuts are tightened.
- Observe the maximum flow rates indicated in the data sheets.
- Avoid direct contact with open wounds.
- Not for use in open environments.

MAINTENANCE AND CLEANING

- Use only original spare parts.
- Periodically check all fixing points.
- To preserve at best, it is recommended to avoid prolonged exposure to sunlight, to contact and deposit in saline and very humid environments.
- Wash the stainless steel or aluminium surfaces with soapy water and use appropriate disinfectants.
- Rinse with a damp cloth and dry thoroughly.
- Do not spill on the surface cleaners containing chlorine or ammonia, fatty and oily substances.
- Do not use cleaning utensils containing iron. If necessary disinfection only use suitable non-corrosive products.

GIMA WARRANTY TERMS

The Gima 12-month standard B2B warranty applies.