



GIMA

PROFESSIONAL MEDICAL PRODUCTS

MATERASSO A DEPRESSIONE VACUUM MATTRESS KIT MATELAS IMMOBILISATEUR À DÉPRESSION KIT COLCHÓN DE VACÍO

**Manuale utente - User manual
Notice d'utilisation - Manual del usuario**



E' necessario segnalare qualsiasi incidente grave verificatosi in relazione al dispositivo medico da noi fornito al fabbricante e all'autorità competente dello Stato membro in cui si ha sede.

All serious accidents concerning the medical device supplied by us must be reported to the manufacturer and competent authority of the member state where your registered office is located.

Il est nécessaire de signaler tout accident grave survenu et lié au dispositif médical que nous avons livré au fabricant et à l'autorité compétente de l'état membre où on a le siège social.

Es necesario informar al fabricante y a la autoridad competente del Estado miembro en el que se encuentra la sede sobre cualquier incidente grave que haya ocurrido en relación con el producto sanitario que le hemos suministrado.

REF 34088 - 34089



Gima S.p.A.
Via Marconi, 1 - 20060 - Gessate (MI) - Italy
gima@gimaitaly.com - export@gimaitaly.com
www.gimaitaly.com
Made in China



DESCRIPTION

This is a vacuum product which has a valve. After exhausting the air with pump, it will become solid to achieve the effect of restriction. Open the valve when not using it. Then it will fill with air and the vacuum mattress kit will be soft enough to put into a bag.

STEPS

1. Open the valve, twist the knob to the “OPEN” setting.
2. Unfold it to distribute particles evenly throughout the product.
3. Insert the pipe of the suction accessory into valve and exhaust a little air first based on no move of the particles in the product. Twist the knob to the “CLOSE” setting.
4. Move the patient who need restrict onto the product and wrap up the patient. Restrict the safety straps.
5. Open the valve (twist the knob to “OPEN”), continue to exhaust air until the product become completely solid. Close the valve (twist the knob to the “CLOSE” setting) and remove the pipe.
6. There are handles for transportation around the product, they can be used to transit patient to stretcher or ambulance.











Warning

1. The product must be used by trained personnel only
2. If any soften phenomena occurred during the restriction process, air should be pumped in sequentially and check the valve whether it is closed.
3. The device must always be checked before use to detect working anomalies or damages caused by transport or storage.
4. Two or more operators are needed to correctly use the product.

STORAGE AND MAINTENANCE

1. Clean the product after every use.
2. Do not use aggressive chemical to clean the product.
3. Storage and operating temperature: could not be lower than -30 °C.

SYMBOLS

Symbols	Definition of Symbol
	ATTENTION: See Instructions for Use
	Medical Device compliant with Regulation (EU) 2017/745
	Symbol for "BATCH CODE"
	This symbol shall be accompanied by the name and the address of the manufacturer
	Symbol for "CATALOGUE NUMBER"
	Protect from heat
	Keep dry
	Medical device

GIMA WARRANTY CONDITIONS

The Gima 12-month standard B2B warranty applies.