

GLASANZEIGE

für folgende Waagenmodelle

User manual for the following models

7871, 7808



Krankenstuhlwaage **7871**



Multifunktionswaage **7808**

DE	Gebrauchsanweisung	03	FI	Käyttöohje	29
GB	User Manual	10	NO	Bruksanvisning	32
FR	Mode d'emploi	17	SE	Bruksanvisning	35
ES	Instrucciones de uso	20	DK	Brugsvejledning	38
GR	Οδηγίες χρήσης	23	CZ	Návod k obsluze	41
NL	Bedieningshandleiding	26	RU	Руководство по эксплуатации	44

DISPLAY GLASS

Hartelijk dank voor uw besluit om dit professionele product van Soehnle Professional aan te schaffen. Dit product is uitgerust met de modernste technologie, waarbij de bediening zo eenvoudig mogelijk is gebleven. Indien u vragen hebt of uw apparaat u problemen geeft die in de gebruikshandleiding niet worden behandeld, kunt u contact opnemen met uw Soehnle Professional servicepartner of ons op internet bezoeken op www.soehnle-professional.com.

1. WEEGSCHAALMODELLEN

7871.01.002 stoelweegschaal rood, niet ijkbaar

7808.01.001 multifunctionele weegschaal, stroomvoeding, niet ijkbaar

7808.01.002 multifunctionele weegschaal, batterijvoeding, niet ijkbaar

2. FUNCTIES

2.1 Ingebruikneming

De weegschaal op de plaats van gebruik horizontaal opstellen op een stevige, vlakke ondergrond. Netadapter aansluiten om de weegschaal met stroom te voeden.

Bij de eerste ingebruikname van de weegschalen de batterij eerst 5 uur opladen!

2.2 Inschakelen

Bij het belasten van het weegschaalmodel 7808 schakelt de weegschaal automatisch in. Bij weegschaalmodel 7871 aan de achterkant van het glazen display de ON/TARA-toets indrukken.

2.3 Wegen

Op de weegschaal gaan staan of zitten. Het gewicht verschijnt automatisch na het belasten van de weegschaal.

2.4 Tarreren

Handdoeken of zittingbekleding op de weegschaal leggen en de ON/TARA-toets indrukken. Display gaat naar nul. Het tarreren is mogelijk binnen het volledige weegbereik.

2.5 Baby's wegen

Een volwassen persoon gaat op de weegschaal staan.

> Weergegeven wordt bijvoorbeeld »57,6 kg«

Druk op de ON/TARA-toets.

> Weergegeven wordt »0,0 kg«

De volwassen persoon stapt van de weegschaal af ...

> Weergegeven wordt »-57,6 kg«

... en gaat nu samen met het kind weer op de weegschaal staan.





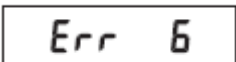
> Nu ziet u het gewicht van het kind, bijvoorbeeld »5,1 kg«

2.6 Uitschakelen

Display met netadapter: Het display schakelt automatisch uit als het display gedurende ca. 15 seconde op »0,0 kg« staat. Om het display helemaal uit te schakelen, trekt u de stekker uit het stopcontact.

Display met batterij: Het display schakelt automatisch na ca. 15 seconden uit. Met de ON/TARA-toets aan de achterkant wordt het display weer geactiveerd.

3. STORINGEN – OORZAKEN EN OPLOSSINGEN

DISPLAY	OORZAKEN	OPLOSSING
	Bij het inschakelen staat de weegschaal niet op nul »0,0 kg«.	Ontlast de weegschaal en start het display opnieuw. Als de fout blijft bestaan, neemt u contact op met uw servicepartner.
	Onderbelasting: Op het display verschijnen alleen de onderste dwarsstrepen.	Schakel het display uit en in of trek de netstekker uit het stopcontact. Als de fout blijft optreden, neemt u contact op met uw servicepartner.
	Overbelasting: Op het display verschijnen alleen de bovenste dwarsstrepen. Het maximale weegbereik is overschreden.	Weegschaal ontlasten of weegschaal uitschakelen en weer inschakelen. Max. weegbereik controleren.
	Weegplateau staat niet stil.	Controleer de ondergrond en de nivellering van het weegplateau. Als de foutmelding na de afstelling blijft bestaan, neemt u contact op met uw servicepartner.
	Weegplateau staat niet stil.	Blijf rustig staan en breng het geplaatste gewicht in de ruststand.

Als deze maatregelen geen oplossing bieden of bij andere foutmeldingen, neemt u contact op met uw servicepartner.

4. ALGEMENE AANWIJZINGEN

Zowel de algemene aanwijzingen als de waarschuwingen vindt u op pagina 13.



4. GENERAL INFORMATION

4.1 Technical data

The weighing range and scale interval are indicated on the data plate on the scales.

Operating temperature: + 10 °C to + 40 °C

Storage temperature: - 20 °C to + 65 °C

The technical specifications of the power supply are printed on the power adapter.

4.2 Intended use

The 2750 display units are designed for weighing people. They are not intended for custody transfer applications. The non-verifiable version of the product meets the applicable requirements of EC guidelines 2004/108/EC and 2006/95/EC.

4.3 Safety information

Before starting up the equipment, please read carefully through the information given in the user manual. It contains important information concerning the installation, correct use and maintenance of the equipment.

In accordance with EC guideline 2004/108/EC, this equipment is equipped with interference suppression. However, the display reading can be affected by extreme electrostatic or electromagnetic interference, for example if a radio or mobile phone is used immediately beside it. The display should return to normal once the source of interference is removed. However, it may be necessary to restart the scales. If there is permanent electrostatic interference in the area, we recommend earthing the platform.

This equipment is a measuring instrument. Draughts, vibrations, rapid temperature changes and direct exposure to sunlight may affect the weight readings.

The scales conform to protection class IPX2. Avoid high levels of air humidity, steam, aggressive fluids and heavy soiling.

Improper installation will invalidate the warranty. The electrical connection conditions must be consistent with the rating values printed on the power supply unit. The equipment is designed to be used indoors. Note the permitted ambient temperatures for operation (see Technical Data). This equipment meets the requirements for electromagnetic compatibility. Do not exceed the maximum values specified in the standards. If used properly, there is no risk of other equipment being affected by this product. If you have any problems, please contact your service partner.



Warning: This equipment must not be modified without the manufacturer's permission. If medical equipment is modified, suitable tests and inspections must be performed to ensure that it can still be used safely.

4.4 Cleaning

Before cleaning, disconnect the equipment from the power supply by pulling out the mains plug. All you need to clean the equipment is a damp cloth and a commercially available cleaning agent. Do not use abrasive cleaning agents, which can damage the glass surface.

The following disinfectants are allowed:

Methylated spirits; isopropanol; 2% Kohrsolin; 1% aqueous Sokrena solution; 5% Sagrotan; 5% Gigasept. Do not spray the equipment or the connecting plug.

4.5 Maintenance and service

Metrological control has been carried out by the manufacturer.

These scales do not require regular maintenance. However, it is advisable to check their accuracy at regular intervals. The frequency of these checks depends on the type of use and the condition of the scales. If deviations are found or repairs are necessary, please contact your dealer or the manufacturer's Customer Service.

4.6 Warranty / liability

If a defect attributable to the manufacturer is found in the supplied goods, the manufacturer will be entitled to choose either to rectify the defect or to provide a replacement. Replaced parts become the property of the manufacturer. If the defect cannot be rectified or the supply of a replacement is unsuccessful, then the statutory regulations will apply.

The warranty covers a period of **2 years** starting from the date of purchase. **Please keep your invoice as proof of purchase.** If your equipment needs servicing, please contact your dealer or the manufacturer's Customer Service.

In particular, liability will not be accepted for any damage resulting from any of the following: Unsuitable, improper storage or use, faulty assembly or start-up by the customer or a third party, natural wear and tear, modifications or tampering, faulty or careless handling, particularly excessive loads, chemical/ electrochemical/electrical influences or dampness, insofar as these cannot be attributed to the manufacturer. The warranty guaranteeing overall correct function of the equipment will become void if operating, climatic or other influences cause a substantial change in the conditions or the state of the material.

Wear parts (e.g. batteries) are covered by a 6 month warranty.

Please keep the original packaging in case a return shipment is necessary.

4.7 Disposal of batteries



Batteries that contain hazardous substances are identified by a **symbol showing a crossed-out waste bin and should not be disposed of as normal household waste**. As a consumer, you are required by law to return used batteries. Your old batteries can be handed in as special waste at the public recycling points in your community, or anywhere that batteries of a similar kind are sold. These symbols are found on batteries containing hazardous substances: Pb = battery contains lead, Cd = battery contains cadmium, Hg = battery contains mercury.

4.8 Disposing of the scales

According to the current state of knowledge, this equipment does not contain any substances that are particularly harmful to the environment. It must not be treated as normal waste, but must be taken to a collection point where electric and electronic devices are recycled. You can obtain more information from your municipal authorities, local waste disposal services, or the company from which this product was purchased.

4.9 Service interface

Can be used only with medical equipment certified to EN 60601-1, for service purposes or for transferring weight values to a PC using the optional data cable only.

> **Optional:** data cable: 2550.03.019

5. WARNINGS

- › In the event of a malfunction, please contact your dealer or the manufacturer. Unauthorised modifications or repairs can damage your scales and will cause the manufacturer's warranty to become void.
- › Display units should be protected from moisture. Liquids (e.g. water) can damage the display unit. Use a dry cloth, e.g. a towel, to wipe the display.
- › Disconnect the power supply before installation, cleaning or maintenance of the equipment. Otherwise, the equipment could be damaged.
- › Do not expose the display to direct sunlight. This could cause colour changes.
- › If you are not using the display for long periods, disconnect the power supply, or switch off the display if it is operating on battery power. Recharge the batteries after 4 weeks at the latest, to compensate for self-discharge.
- › Avoid stacking any materials on top of the display, or placing any weights on it. This can damage the display.
- › Place the scales on a solid, stable and level surface: this will ensure that measurements are accurate. Accuracy is affected if the scales are tilted or placed on a carpeted floor.
- › Do not connect the scales to an unstable power source.
- › Use only the original equipment. Use of other brands can cause damage to the display.

Soehnle Professional GmbH & Co. KG

Manfred-von-Ardenne-Allee 12
DE-71522 Backnang

Telefon: +49 (0) 71 91 / 34 53 - 220

Telefax: +49 (0) 71 91 / 34 53 - 211

info@soehnle-professional.com

www.soehnle-professional.com