

KING EXAMINATION COUCH

KING EXAMINATION COUCH

Strong and stilish structure in oval tube 50x25 mm painted with metallic grey epoxy powder. Top in washable, fire proof, leatherette material class 1 IM with high density padding. Head section adjustable by mechanical system. Maximum load: 150 kg. Size: 190x60xh 80 cm. Delivered in kit form. Made in Italy.



27616



27619

GIMA Code	KING EXAMINATION COUCH
27614	King examination couch - water green - 5
27615	King examination couch - white - 7
27616	King examination couch - blue - 9
27617	King examination couch - black - 6
44486	King examination couch - any colour*
KING EXAMINATION COUCH WITH HOLE	
27618	King examination couch - green
27619	King examination couch - white

*available in 20 days, see below available colours



27978

27979

ACCESSORIES	
27511	Couch roll holder
27978	Foot stool - 1 step
27979	Foot stool - 2 steps

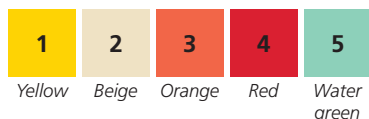


KING PLUS EXAMINATION COUCH

- 44490 KING PLUS EXAMINATION COUCH - blue - 9
- 44491 KING PLUS EXAMINATION COUCH - beige - 2
- 44496 KING PLUS EXAMINATION COUCH - any colour*

*available in 20 days, see below available colours

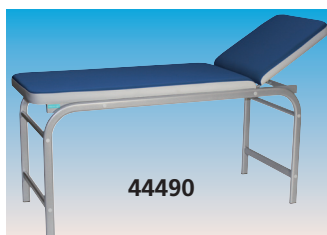
Same as King examination couch, but with extra thick 7 cm mattress with lateral white band



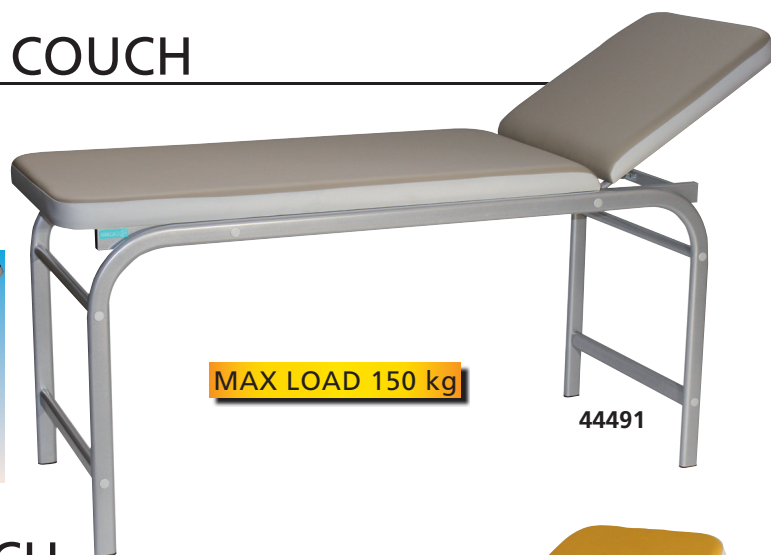
Yellow Beige Orange Red Water green



Black White Lilac Blue Green



44490



44491

ELITE EXAMINATION COUCH

- 44500 ELITE EXAMINATION COUCH - blue - 9
- 44503 ELITE EXAMINATION COUCH - any colour*

*available in 20 days, see below available colours

Stylish, comfortable and innovative examination couch available in 10 colours with lateral white band. Realized with high quality furniture tubing that guarantees stability and robustness.

The couch is made with rectangular and rounded tubing, Uni 7947/81 and 8913, DIN 2394.

Fireproof rubber padding covered with class 1 IM fireproof woven imitation leather.

Adjustable head section through 2 cogwheels.

The roll holder, included, can be placed in the feet or in the head side. 4 adjustable feet.

Size 193x68xh 78 cm. Padding size 190x68xh 7 cm.


Max. load 200 kg. Weight 70 kg.

Disassembled, very simple to assemble.

Made in Italy.

- 44505 RETRACTABLE/REMOVABLE WHEELS

LOAD 200 KG



44503