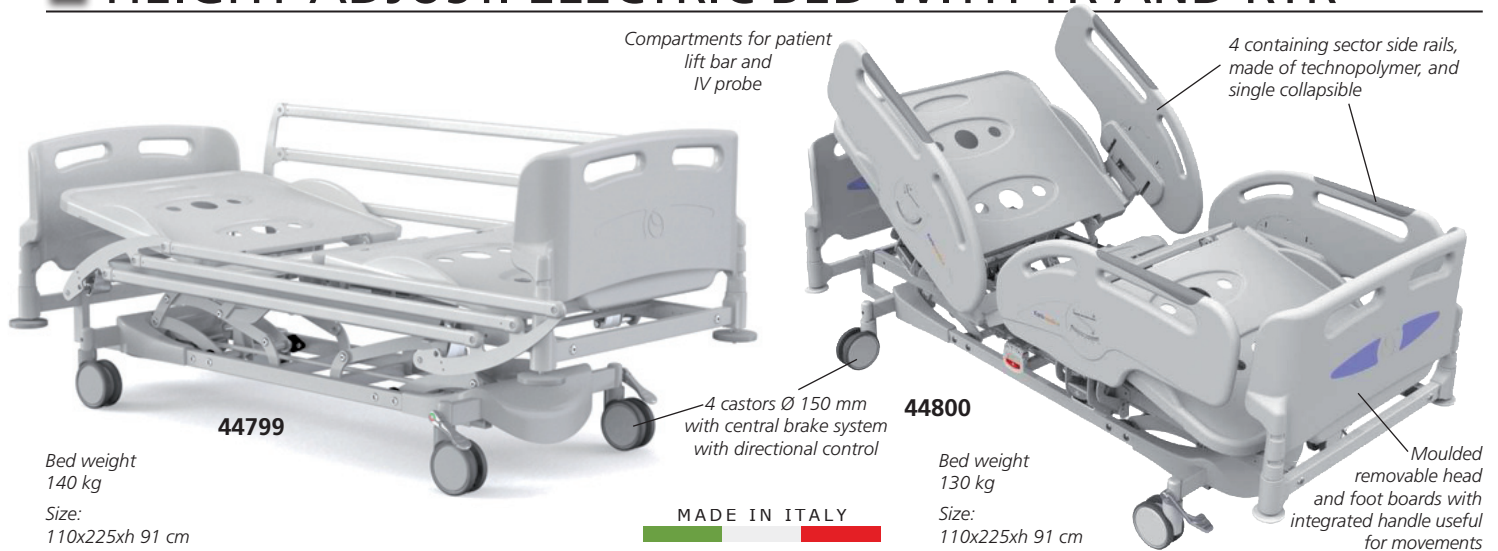


HEIGHT ADJUST. ELECTRIC BED WITH TR AND RTR



- **44799 HEIGHT ADJUSTABLE ELECTRIC BED - compass rail**
- **44800 HEIGHT ADJUSTABLE ELECTRIC BED**

3 joint, 4 section Hospital bed, with electronic adjustment of height and platform, Trendelenburg and Reverse Trendelenburg positions (15°).

All steel components are epoxy-coated.

Back section regulation using electric actuators with anti-crushing and rototranslation function to avoid abdominal crushing. Both bed sides have CPR manual levers for emergency manoeuvres.

Foot rest adjustment by click mechanisms allowing 6 positions. Remote control to maintain position or disable.

The keypad allows adjustment of backrest, bed surface height, legs and foot rest, comfort position, TR and RTR

- **44801 LIFTING POLE**
- **44802 IV POLE**
- **44803 FLAME RETARDANT MATTRESS with waterproof cover**
Load 280 kg. Density 35 kg/m². Size 85x195x18 cm.

TECHNICAL SPECIFICATIONS

Minimum/maximum height surface: 380-780 mm
Maximum backrest regulation: 71°
Maximum leg/foot height regulation: 30°
Trendelenburg/reverse trendelenburg: 15°
Minimum/maximum height: 835-1245 mm
Maximum total width/length: 1010/2260 mm (bumpers and siderails included)
Worksurface width/length dimension 880/2000 mm
Power supply: 160-230 V - 50-60 Hz
SWL: 270 kg IEC protection class: I / B IP code (protection rating): IP66

SHOWER MATTRESS

- **27836 SHOWER MATTRESS**

It allows bed-ridden, elderly or disabled patients to be washed directly on their bed, without any need for transfer/lift.

The patient can be showered with water coming from the tap via an extension hose or using the special pressurized water tank provided with flexible hose and shower head. Once finished, the water is drained into a suitable container. Complete with plug and flexible hose 6.4 m for quick water drain.

- **27837 WATER TANK - 10 l**

Pressurized water tank complete with flexible hose 4 m and shower head operated by button.

- **27838 SHOWER EXTENSION HOSE - 6 m**

Flexible, hose with button-operated shower head and tap adapter.

MADE IN ITALY

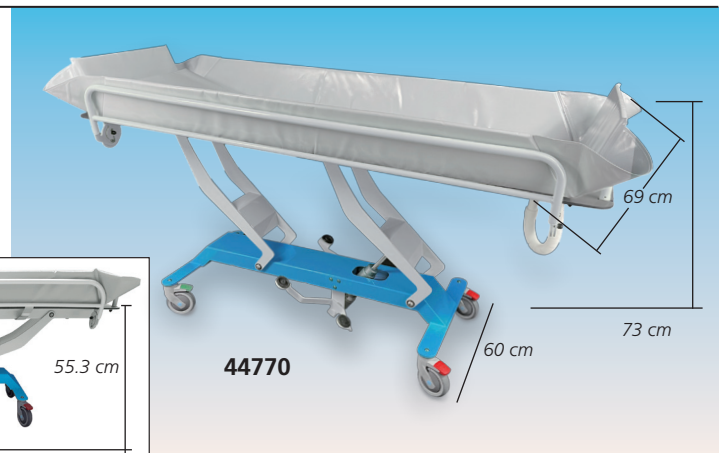



SHOWER TROLLEY - HYDRAULIC OR ELECTRIC HEIGHT ADJUSTMENT

- **44770 SHOWER TROLLEY - hydraulic**

Shower stretcher can be used for both transport and showering. Ideal solution for treatment of patients in assisted baths of hospital or retirement home. Rubber castors Ø 12.5 cm with individual brake and one with directional lock to facilitate transport in long linear path. Automatic progressive tilting to allow a gradual water drainage. Safety side rails with one-hand folding/locking system. Supplied with PCM foam padded waterproof mattress and pillow made of fire-resistant auto-extinguishing Class 2 PVC, extendable and flexible drain hose (Ø 40 mm - length 1.5 m).

- **44771 SHOWER TROLLEY - electric**
Same as 44770 but with electric lifting system (Linak actuator, 6,000N, DC 24 V, 4.5 A). IP x 5 control box with emergency stop.



TECHNICAL SPECIFICATIONS

Max working load:	190 kg	Size:	2,000 x 745 x h 740/1080 mm	Tilt for water discharge:	7°	Collapsible head end rail:	yes
Weight:	93 kg	Mattress height:	20 cm	Discharge hose length:	150 cm	Directional system:	yes