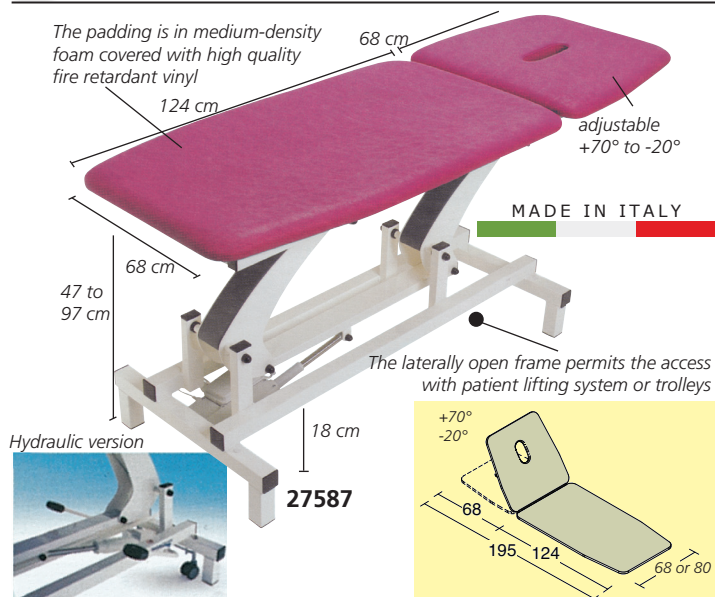


ELECTRIC OR HYDRAULIC HEIGHT-ADJUSTABLE TABLES



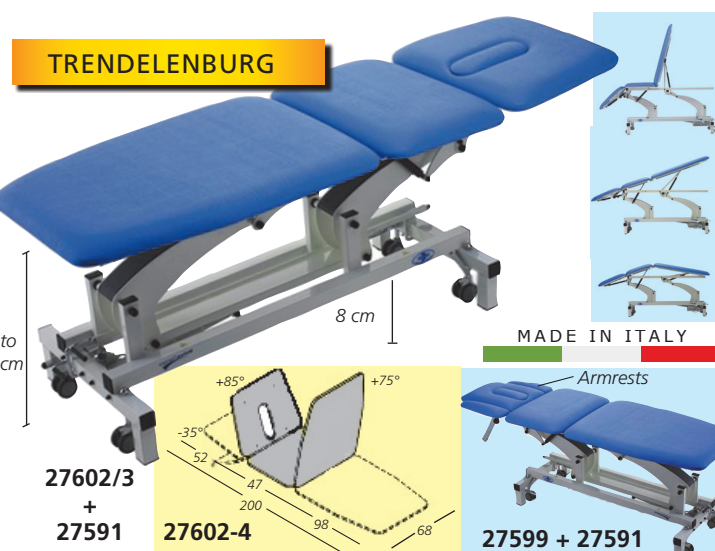
BRUXELLES TABLES - electric or hydraulic
Examination and treatment table with high stability. Electric height adjustment by a foot-switch (low tension 24 V) or manual by hydraulic piston. One mobile section, gas-spring supported adjustment of the head-section (with mouth-nose hole) and fixed leg-section. The large head-section can be adjusted positively and negatively and serves as back-rest. Sturdy frame with all moving parts having self-lubricating components to avoid early wear and noise. Power 230 V - 50/60 Hz.

**WIDTH
80 cm**



Standard 68 cm	Large 80 cm	BRUXELLES TABLES	SWL (Safe Working Load)
27587	27595	Electric - any colour**	200 kg
27588	27593	Electric - blue	200 kg
27589	27596	Hydraulic - any colour**	250 kg
27586	-	Hydraulic - blue	250 kg

**Available in 30 days



THER TRENDLENBURG TABLES - electric or hydraulic
Examination and treatment tables with electric height adjustment by a foot switch (low tension 24 V) or hydraulic height adjustment by a piston.

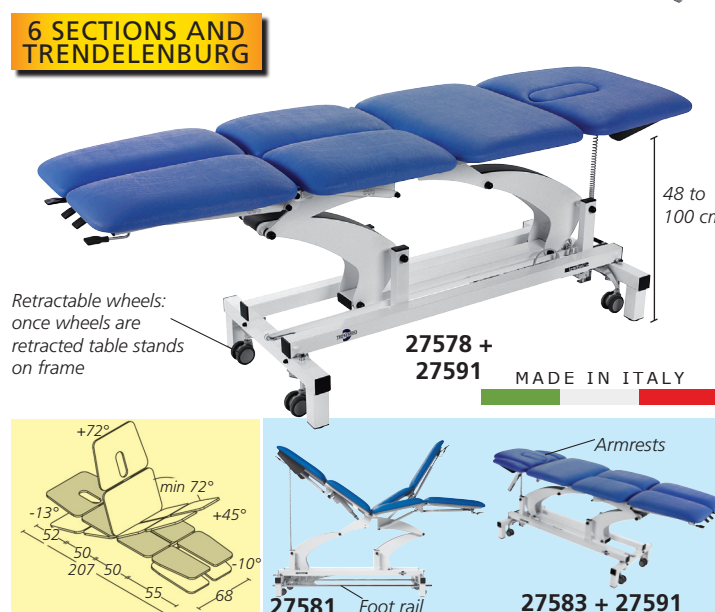
Features: three mobile sections adjustable by gas spring. The table can easily assume the "flexion", "relax" and "Trendelenburg" position even if the patient is lying on the table.

The large head-section (with mouth-nose hole) can be adjusted positively and negatively. Chair position. Power 230 V - 50/60 Hz.

Supplied with mouth-nose hole plug.

GIMA code	THER TRENDLENBURG TABLES	SWL (Safe Working Load)
27602	Electric - any colour**	200 kg
27603	Electric - blue	200 kg
27599	Electric with armrests - blue	200 kg
27604	Hydraulic - any colour**	250 kg

**Available in 30 days



SINTHESI MI.TO TABLES - electric

Two-motor examination and treatment tables, electric height adjustment by foot rail or a low voltage (24 V) foot switch. The couches have six or eight sections: the trunk section can be electrically adjusted by the operator with no effort, using the keyboard behind the head of the table, while the patient undergoes a treatment; other sections can be adjusted by one or more gas springs system. The head section is equipped with an elongated breathing hole for a higher comfort. It's a dedicated therapy table for the myofascial release techniques and postural analysis. Wide range of possible positions in flexion/extension, symmetrical or asymmetrical. Power 230 V - 50/60 Hz. Supplied with mouth-nose hole plug and postural education exercises manual.

GIMA code	SINTHESI MI.TO. TABLES	Sections	SWL*	Height adjustment
27578	Electric - blue	6	180 kg	foot switch
27579	Electric - any colour**	6	180 kg	foot switch
27581	Electric - any colour**	6	180 kg	foot rail
27583	Electric with armrest - any colour**	8	180 kg	foot switch

*SWL: Safe Working Load

**Available in 30 days

**Upholstery
colour code**

**TABLES
AVAILABLE IN
24 COLOURS**

A	N	8	4	B	Z	G	F	9
H	S	T	6	E	R	1	2	Q
3	L	7	K	M	P			

GIMA code	ACCESSORIES FOR ALL TABLES
27591	Wheels set Ø 6.5 cm*** - retractable
27594	Mouth-nose hole plug - any colour** for Bruxelles tables
27590	Couch roll holder for rolls 50 to 63 cm for Bruxelles and Ther tables
27592	Couch roll holder for rolls 50 to 68 cm for Sinthesi tables

**Available in 30 days

***Optional wheels set to be ordered with table