

## FLEXIBLE NOSEPHARYNGOSCOPE


### • 71604 FLEXIBLE NOSEPHARYNGOSCOPE with cable

The high precision multi-lens optics creates an optimal image. The thin insertion tubes are exceptionally maneuverable and have a special wide angle lens whereby a precise tip control and a remarkable depth of focus are reached. High quality materials guarantee excellent and homogeneous illumination.

The handpiece is ergonomically formed and the insertion tube is especially comfortable for the patient.

This naso-pharyngoscope, with its proven design, is guaranteed to bring years of trouble-free service.

- wide angle, multi-lens objectives for excellent image quality
- excellent ergonomics allows one hand operation
- suitable for mechanical cleaning and disinfection.



71604

Lever

ETO valve

3.8 mm diameter

MADE IN EUROPE

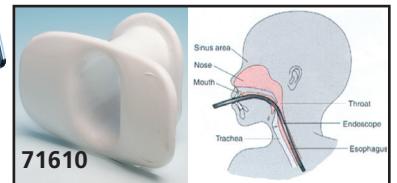
Tip deflection



Supplied in lightweight aluminium rigid case with fibre optic cable, leakage tester and user manual (GB, IT)

TECHNICAL SPECIFICATIONS 71604	
Resolution: 12,000 pixels	Working length: 300 mm
Working Ø: 3.8 mm	Total length: 535 mm
Length of tip deflection: 20 mm	Tip deflection: up 140°, down 140°
Direction of view: 0°	Depth of focus: 6-1,000 mm
Weight: 260 g	Field of view: 70°

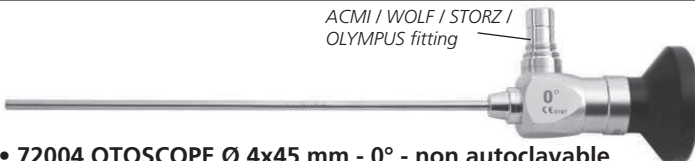
### • 71610 ENDOSCOPY MOUTHPIECE - bag of 20 pcs Disposable bite blocks



71610

## OTOSCOPIES

ACMI / WOLF / STORZ / OLYMPUS fitting



- 72004 OTOSCOPE Ø 4x45 mm - 0° - non autoclavable
- 72007 OTOSCOPE Ø 2.7x107.5 mm - 0° - non autoclavable
- 72008 OTOSCOPE Ø 2.7x107.5 mm - 30° - non autoclavable

## LARYNGOSCOPE

ACMI / WOLF / STORZ / OLYMPUS fitting



- 72021 LARYNGOSCOPE Ø 8x170 mm - 70° - non autoclavable


## SINUSCOPIES

ACMI / WOLF / STORZ / OLYMPUS fitting



- 72010 SINUSCOPE Ø 4x175 mm - 0° - non autoclavable
- 72011 SINUSCOPE Ø 4x175 mm - 30° - non autoclavable
- 72012 SINUSCOPE Ø 4x175 mm - 70° - non autoclavable
- 72013 SINUSCOPE Ø 4x175 mm - 45° - non autoclavable

## LIGHT SOURCE HANDLE



Connection to any endoscope with Storz fitting

- 30795 FLYER HALOGEN HANDLE 2.5 V - light source for endoscopes
  - 31478 BULB for 30795
  - 30794 FLYER LED HANDLE 2.5 V - light source
- Powerful handheld light source for endoscopes. 60,000 lux. Both flyer handles need 2xAAA batteries. Instructions: GB, FR, IT, ES, DE.

## Wi-Fi/USB CAMERA FOR ENDOSCOPES AND MICROSCOPES

- 32185 MICFIEYE - Wi-Fi/USB CAMERA (C-mount)
- 32186 C-MOUNT F18 ADAPTER FOR ENDOSCOPES
- 32187 MICROSCOPE ADAPTER Ø 23 mm

MICFIEYE is a Wi-Fi camera with C-mount and allows to digitalize the image on tablets, smartphones and PC using dedicated Apps and Softwares. MICFIEYE needs an adapter



32185+32187

32185+32186

Each camera is supplied with USB cable (1.2 m), USB AC adapter, user manual (GB, IT, FR, ES, DE), software can be downloaded free of charge from web

to be compatible with all optical devices such as microscopes, endoscopes, boroscopes, fiberscopes, C-mount lenses etc.

### TECHNICAL SPECIFICATIONS

Camera Type:	Colour CMOS camera
Sensor:	¼ Imax CMOS
Resolution:	1.3 MP
Image pixel:	320x240, 640x480, 1280x1024
Lens standard:	C-CS mount CCTV lens
Automatic optical features:	Gamma correction, exposure, white balance, black reference, flicker avoidance, defect identification, colour saturation
Button snapshot:	yes for Wi-Fi and USB mode
Dimension:	Ø 36x75 mm
Wi-Fi transmission distance:	≤5 m
Video resolution:	1.3 MP, 320x240, 640x480, 1280x1024
Frequency range:	2,400-24,835 GHz
Li-Ion battery:	Continuous working time - approx 2.5 hours
Power source:	5 V / 1A or USB (use only USB wall adaptors certified according the CE and/or FCC regulations)
OS support:	iOS / Android / Windows / Mac
Software features:	USB and Wi-Fi MIC-fi: snapshot*, video recording, calibration and measurement. Take time lapsed picture, (only USB MicfiEye)

\*Only available with Wi-Fi mode