

## **TICK TWEEZERS**

All serious accidents concerning the medical device supplied by us must be reported to the manufacturer and competent authority of the member state where your registered office is located.

### **Devices**

Tick Tweezers (Non Sterile, Stainless steel).

### **Description**

The product is made in stainless steel. Product should be used only for its intended purpose mentioned in technical file.

### **Warnings**

#### **Never:**

- Misuse instruments or overstrain joints or racks.
- Use of abrasives on instruments, will spoil the surface finish. This may later cause discoloration, rusting or pitting.
- Handle instruments by their tips. These should be cleaned by trained personnel only who will ensure the delicate working ends are adequately protected during storage or sterilization.
- Pack instruments with other, heavier instruments. Remember always - heavy instruments on the bottom and light instruments on the top.
- Use general-purpose oils for instruments; only water-soluble lubricants should be used.
- Leave instruments soaking longer than necessary in chemical sterilizing solutions. After they have been sterilized they should be washed thoroughly in warm water to remove all traces of the chemicals to prevent discoloration or pitting.
- Store damp instruments. They must be thoroughly dried first.

### **Instructions**

#### **Always:**

- Check all instructions for use and sterilization of new instruments. Unless otherwise directed they should be inspected, cleaned, rinsed and lubricated before being put into.
- Lubricate after cleaning with a proprietary water-soluble instrument lubricant.
- Follow approved cleaning procedure of hospital.
- Do not use corrosive cleaning agents. We recommend cleaning solutions and rinses with pH 7.0.
- Do not use abrasive cleaners & brushes with hard bristles.
- Use distilled water for rinsing only. Water with chloride contents may damage or even destroy the instruments.
- Do not leave instruments in cleaning or disinfecting solutions for long terms (over night or weekend), the instruments can be destroyed.
- Ensure all instruments are only used for the purpose for which they were designed.
- Handle all instruments gently. Never overstrain, drop or misuse them.
- Check all instruments for damage after use.
- Ensure all instruments are thoroughly dried before being stored.
- Pack instruments carefully with the heavier ones lying on a piece of cloth or towel at the bottom.
- Check the hardness of the water used in the autoclave. Too hard water will leave a deposit on the instruments.
- If a water softener is used ensure it is at the manufacturers recommended level. Too much may cause discoloration or pitting.

### **Cleaning and disinfection**

Before preliminary cleaning, remove any dirt (remaining biological material like bone, tissue or dust, etc.) Using disposable hygienic wipes, paper towels or brushes with unnatural plastic fibers (e.g. nickel).

### **Sterilization**














Instruments should be sterilized by moist heat sterilization method applying a temperature of 274°F (134°C) per 3 minuti max 50 cicli.

### **Disposal**

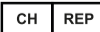
No special decomposition or disposal required for Surgical Instruments as they don't contain any toxic or hazardous material; the material stainless steel is recyclable in ordinary steel manufacturing units.

### **GIMA WARRANTY TERMS**

The Gima 12-month standard B2B warranty applies.

	IT Codice prodotto GB Product code FR Code produit ES Código producto		IT Fabbricante GB Manufacturer FR Fabricant ES Fabricante		IT Non sterile GB Non-sterile FR Pas stérile ES No estéril		IT Dispositivo medico GB Medical Device FR Dispositif médical ES Producto sanitario
	IT Leggere le istruzioni per l'uso GB Consult instructions for use FR Consulter les instructions d'utilisation ES Consultar las instrucciones de uso		IT Conservare al riparo dalla luce solare GB Keep away from sunlight FR À conserver à l'abri de la lumière du soleil ES Conservar al amparo de la luz solar		IT Conservare in luogo fresco ed asciutto GB Keep in a cool, dry place FR À conserver dans un endroit frais et sec ES Conservar en un lugar fresco y seco		IT Attenzione: Leggere e seguire attentamente le istruzioni (avvertenze) per l'uso GB Caution: read instructions (warnings) carefully FR Attention: lisez attentivement les instructions (avertissements) ES Precaución: lea las instrucciones (advertencias) cuidadosamente
	IT Dispositivo medico conforme al regolamento (UE) 2017/745 GB Medical Device compliant with Regulation (EU) 2017/745 FR Dispositif médical conforme au règlement (UE) 2017/745 ES Producto sanitario conforme con el reglamento (UE) 2017/745			IT Numero di lotto GB Lot number FR Numéro de lot ES Número de lote		IT Data di fabbricazione GB Date of manufacture FR Date de fabrication ES Fecha de fabricación	
	IT - Identificatore univoco del dispositivo GB - Unique device identifier FR - Identifiant unique de l'appareil ES - Identificador de dispositivo único			IT - Rappresentante autorizzato in Svizzera GB - Authorized Representative in Swiss FR - Représentant autorisé au Suisse ES - Representante autorizado en Suizo			

**REF** 24390

 Medicare AG, Hauptstr. 51  
5024 Küttigen, Schweiz  
CHRN-AR-20002506

 **Gima S.p.A.**  
Via Marconi, 1 - 20060 Gessate (MI) Italy  
gima@gimaitaly.com - export@gimaitaly.com  
[www.gimaitaly.com](http://www.gimaitaly.com)  
Made in Pakistan

