

ENGLISH

## SPLINTER TWEEZERS

All serious accidents concerning the medical device supplied by us must be reported to the manufacturer and competent authority of the member state where your registered office is located.

### Devices

Magnifying Glass Splinter Tweezers (Non Sterile, Stainless steel) to prevent infections.

### Description

The product is made in stainless steel and should be used only for its intended purpose mentioned in Technical file.

### Warnings

#### Never:

- Misuse instruments or overstrain joints or racks.
- Use of abrasives on instruments, will spoil the surface finish. This may later cause discoloration, rusting or pitting.
- Handle instruments by their tips. These should be cleaned by trained personnel only who will ensure the delicate working ends are adequately protected during storage or sterilization.
- Pack instruments with other, heavier instruments. Remember always - heavy instruments on the bottom and light instruments on the top.
- Use general-purpose oils for instruments; only water-soluble lubricants should be used.
- Leave instruments soaking longer than necessary in chemical sterilizing solutions. After they have been sterilized they should be washed thoroughly in warm water to remove all traces of the chemicals to prevent discoloration or pitting.
- Store damp instruments. They must be thoroughly dried first.

### Instructions

#### Always:

- Check all instructions for use and sterilization of new instruments. Unless otherwise directed they should be inspected, cleaned, rinsed and lubricated before being put into service.
- Lubricate after cleaning with a proprietary water-soluble instrument lubricant.
- Follow approved cleaning procedure of hospital.
- Do not use corrosive cleaning agents. We recommend cleaning solutions and rinses with pH 7.0.
- Do not use abrasive cleaners & brushes with hard bristles.
- Use distilled water for rinsing only. Water with chloride contents may damage or even destroy the instruments.
- Do not leave instruments in cleaning or disinfecting solutions for long terms (over night or weekend), the instruments can be destroyed.
- Ensure all instruments are only used for the purpose for which they were designed.
- Handle all instruments gently. Never overstrain, drop or misuse them.
- Check all instruments for damage after use.
- Ensure all instruments are thoroughly dried before being stored.
- Pack instruments carefully with the heavier ones lying on a piece of cloth or towel at the bottom.
- Check the hardness of the water used in the autoclave. Too hard water will leave a deposit on the instruments.
- If a water softener is used ensure it is at the manufacturers recommended level. Too much may cause discoloration or pitting.

### Cleaning and disinfection

Before preliminary cleaning, remove any dirt (remaining biological material like bone, tissue or dust, etc.) Using disposable hygienic wipes, paper towels or brushes with unnatural plastic fibers (e.g. nickel).

### Sterilization















Instruments must be sterilized by the moist heat sterilization method, applying a temperature of 134°C for 3 minutes 50 cycles.

### Disposal

No special decomposition or disposal required for Surgical Instruments as they don't contain any toxic or hazardous material; the material stainless steel is recyclable in ordinary steel manufacturing units.

### GIMA WARRANTY TERMS

The Gima 12-month standard B2B warranty applies.

 <p>IT Codice prodotto GB Product code PT Código produto FR Code produit DE Erzeugniscode ES Código producto</p>	 <p>IT Conservare al riparo dalla luce solare GB Keep away from sunlight PT Guardar ao abrigo da luz solar FR À conserver à l'abri de la lumière du soleil DE Vor Sonneneinstrahlung geschützt lagern ES Conservar al amparo de la luz solar</p>	 <p>IT Non sterile GB Non-sterile FR Pas stérile ES No estéril PT Não estéril DE Nicht steril</p>	 <p>IT Dispositivo medico GB Medical Device FR Dispositif médical ES Producto sanitario PT Dispositivo médico DE Medizinprodukt</p>	 <p>IT Fabbricante GB Manufacturer PT Fabricante FR Fabricant DE Hersteller ES Fabricante</p>
 <p>IT Leggere le istruzioni per l'uso GB Consult instructions for use PT Consulte as instruções de uso FR Consulter les instructions d'utilisation DE Gebrauchsanweisung beachten ES Consultar las instrucciones de uso</p>	 <p>IT Conservare in luogo fresco ed asciutto GB Keep in a cool, dry place PT Armazenar em local fresco e seco FR À conserver dans un endroit frais et sec DE An einem kühlen und trockenen Ort lagern ES Conservar en un lugar fresco y seco</p>	 <p>IT Rappresentante autorizzato nel Regno Unito GB Authorized Representative in the UK FR Représentant autorisé au Royaume-Uni ES Representante autorizado en el Reino Unido PT Representante autorizado no Reino Unido DE Autorisierter Vertreter im Vereinigten Königreich</p>	 <p>IT Data di fabbricazione GB Date of manufacture PT Data de fabrico FR Date de fabrication DE Herstellungsdatum ES Fecha de fabricación</p>	 <p>IT Numero di lotto GB Lot number FR Numéro de lot ES Número de lote PT Número de lote DE Chargennummer</p>
 <p>IT Dispositivo medico conforme al regolamento (UE) 2017/745 GB Medical Device compliant with Regulation (EU) 2017/745 PT Dispositivo médico em conformidade com a regulamentação (UE) 2017/745 FR Dispositif médical conforme au règlement (UE) 2017/745 DE Medizinprodukt im Sinne der Verordnung (EU) 2017/745 ES Producto sanitario conforme con el reglamento (UE) 2017/745</p>	 <p>IT Attenzione: Leggere e seguire attentamente le istruzioni (avvertenze) per l'uso GB Caution: read instructions (warnings) carefully PT Cuidado: leia as instruções (avisos) cuidadosamente FR Attention: lisez attentivement les instructions (avertissements) DE Achtung: Anweisungen (Warnungen) sorgfältig lesen ES Precaución: lea las instrucciones (advertencias) cuidadosamente</p>	 <p>IT Rappresentante autorizzato in Svizzera GB Authorized Representative in Swiss FR Représentant autorisé en Suisse ES Representante autorizado en Suíza PT Representante autorizado no Suíço DE Autorisierter Vertreter im Schweizer</p>	 <p>IT - Identificatore univoco del dispositivo GB - Unique device identifier PT - Identificador exclusivo do dispositivo FR - Identifiant unique de l'appareil DE - Unique Device Identifier (Eindeutige Kennung des Geräts) ES - Identificador de dispositivo único</p>	

REF 24391

 **Gima S.p.A.**  
Via Marconi, 1 - 20060 Gessate (MI) Italy  
gima@gimaitaly.com - export@gimaitaly.com  
[www.gimaitaly.com](http://www.gimaitaly.com)  
Made in Pakistan

